




Club Health Assessment for District 318 A through April 2025

			Status	Membership							Reports					Finance		LCIF
Club Number	Club Name	Charter Date		Current Member Count	YTD Members Added	YTD Members Dropped	YTD Net Growth	YTD Net Growth%	Member Count 12 Months Ago	Avg. length of service for dropped members	Months Since Last MMR ***	Yrs. Since Last Officer Report	President Rotation	Vice President Reported ****	Months Since Last Activity Report ***	Account Balance	Donations for current Fiscal Year	
			Number of times on status quo within last two years	If below 15 members appears				If net loss is greater than 20% appears			If no report in 3 months appears in	When more than one year appears in	Number of repeat terms	Notes the officers that do not have an active	If no report at 12 months appears in red			
Clubs less than two years old																		
177244	Anchal Angels	08/29/2024	Active	30	31	1	30	100.00%	0	0	5			N T	0			
156370	Aryanad	10/06/2023	Active(1)	25	0	0	0	0.00%	25		9		2	M,VP,SC	1	90+ Days		
156942	Kareelakulangara	12/26/2023	Active(1)	23	0	6	-6	-20.69%	29	1	2		2	R VP,SC	9	90+ Days		
156932	Kattakkada	12/29/2023	Active	37	0	0	0	0.00%	37		8		2	R	8			
156748	Palayamkunnu Town	11/27/2023	Active	21	3	3	0	0.00%	21	1	2			N T,SC	1			
153990	Palode	06/20/2023	Active	26	0	0	0	0.00%	26		20		3	M,VP,SC	6	90+ Days		
175278	Thirumala Royal	08/12/2024	Active	52	79	27	52	100.00%	0	1	3			M,VP,SC	6			
156799	Trivandrum Daffodils	12/08/2023	Active	29	6	2	4	16.00%	26	1	2		2	N	8			
Exc Award (06/30/2024)																		
154632	Trivandrum Fort	06/12/2023	Active	35	6	4	2	6.06%	33	3	2		3	T,M,VP,SC	6			
Exc Award (06/30/2024)																		
175495	Trivandrum Highness	08/09/2024	Active	25	25	0	25	100.00%	0		7			N	3			
174575	Trivandrum Karamana	08/09/2024	Active	22	23	1	22	100.00%	0	0	2			N	5			
156803	Trivandrum Pegasus	12/05/2023	Active	21	0	4	-4	-16.00%	25	1	4		2	N VP	5			
156281	Trivandrum Valiyavila	10/04/2023	Active	27	1	7	-6	-18.18%	40	1	4		2	R	6			
Clubs more than two years old																		
144130	Akkulam	12/22/2020	Active(1)	14	6	4	2	16.67%	12	4	2			M,VP,SC	2	90+ Days		
41106	ANCHAL	03/11/1982	Active	54	5	2	3	5.88%	51	14	1			N	5			
Exc Award (06/30/2016, 06/30/2018, 06/30/20																		
58097	ANCHAL TOWN	04/08/1996	Active	42	1	0	1	2.44%	42		2			N T,M	4			
Exc Award (06/30/2016, 06/30/2017, 06/30/20																		
43435	ATTINGAL	01/24/1984	Active	80	10	6	4	5.26%	76	13	2			P,T,M,VP,SC	9			
Exc Award (06/30/2016, 06/30/2017, 06/30/20																		
120101	Attingal Palace	08/07/2013	Active	16	0	4	-4	-20.00%	20	5	4			N P,M,VP,SC	5	90+ Days		
Exc Award (06/30/2017, 06/30/2018, 06/30/20																		
61960	AYUR	05/17/1999	Active	37	6	2	4	12.12%	37	8	2		2	N P,M	0			



Club Health Assessment for District 318 A through April 2025

			Status	Membership							Reports					Finance		LCIF
Club Number	Club Name	Charter Date		Current Member Count	YTD Members Added	YTD Members Dropped	YTD Net Growth	YTD Net Growth%	Member Count 12 Months Ago	Avg. length of service for dropped members	Months Since Last MMR ***	Yrs. Since Last Officer Report	President Rotation	Vice President Reported ****	Months Since Last Activity Report ***	Account Balance	Donations for current Fiscal Year	
			Number of times on status quo within last two years	If below 15 members appears					If net loss is greater than 20% appears			If no report in 3 months appears in	When more than one year appears in	Number of repeat terms	Notes the officers that do not have an active	If no report at 12 months appears in red		
Exc Award (06/30/2016, 06/30/2017, 06/30/2018)	58841 BALARAMAPURAM	11/06/1996	Active	31	1	2	-1	-3.13%	32	21	2		2	N	M	8		
Exc Award (06/30/2017, 06/30/2018, 06/30/2019)	139423 Chadayamangalam Jatayu	08/26/2019	Active	27	1	1	0	0.00%	26	4	6			N	M,SC	0		
Exc Award (06/30/2020, 06/30/2021, 06/30/2022)	149977 Chathannoor	05/23/2022	Cancelled(8*)	0	0	5	-5	-100.00%	5	3	4		None		P,S,T,M,VP SC	24+	90+ Days	
Exc Award (06/30/2016, 06/30/2017, 06/30/2018)	124673 Chavara	05/11/2015	Active	22	0	2	-2	-8.33%	38	4	3				M,VP,SC	5		
Exc Award (06/30/2016, 06/30/2017, 06/30/2018)	139657 Chavara South	09/05/2019	Active(1)	21	22	25	-3	-12.50%	24	4	1		2	N	P,VP	5		
Exc Award (06/30/2020, 06/30/2021)	147322 Chingoli	07/26/2021	Active	16	5	7	-2	-11.11%	18	2	2			N		7	90+ Days	
Exc Award (06/30/2024)	63633 CHIRAYINKEEZHU	10/19/2000	Active	30	5	0	5	20.00%	25		8			N		5		
Exc Award (06/30/2018, 06/30/2020, 06/30/2021)	95907 CLAPPANA VALLIKAVU	02/23/2006	Active(1)	21	0	0	0	0.00%	21		12			R	M,VP	2	90+ Days	
Exc Award (06/30/2018, 06/30/2019, 06/30/2020)	26694 HARIPAD	01/24/1972	Active(1)	49	0	0	0	0.00%	50		0		2	R	M,VP	1		
Exc Award (06/30/2017, 06/30/2018, 06/30/2019)	62705 HARIPAD TEMPLE TOWN	01/11/2000	Active	18	0	0	0	0.00%	18		1		2	R	VP,SC	2		
Exc Award (06/30/2018, 06/30/2024)	151313 Kallada Town	06/28/2022	Active	15	2	0	2	15.38%	13		0		4		S,T,M,VP,SC	9		
Exc Award (06/30/2017, 06/30/2018, 06/30/2019)	56735 KALLAMBALAM	03/24/1995	Active	37	2	2	0	0.00%	37	15	0			N	M,VP	1		
Exc Award (06/30/2017, 06/30/2018, 06/30/2019)	135073 Kallara	06/18/2018	Active	24	2	0	2	9.09%	22		5			N		8	90+ Days	
Exc Award (06/30/2020, 06/30/2021)	120194 Karette	08/21/2013	Active	19	6	1	5	35.71%	14	0	2				M,VP,SC	1	90+ Days	
Exc Award (06/30/2016, 06/30/2017, 06/30/2018)	120431 Karunagapally Royal	09/27/2013	Active	22	1	16	-15	-40.54%	37	5	4			N	S,T,VP	1		
Exc Award (06/30/2017, 06/30/2018, 06/30/2019)																		




Club Health Assessment for District 318 A through April 2025

			Status	Membership							Reports					Finance		LCIF
Club Number	Club Name	Charter Date		Current Member Count	YTD Members Added	YTD Members Dropped	YTD Net Growth	YTD Net Growth%	Member Count 12 Months Ago	Avg. length of service for dropped members	Months Since Last MMR ***	Yrs. Since Last Officer Report	President Rotation	Vice President Reported ****	Months Since Last Activity Report ***	Account Balance	Donations for current Fiscal Year	
			Number of times on status quo within last two years	If below 15 members appears				If net loss is greater than 20% appears			If no report in 3 months appears in	When more than one year appears in	Number of repeat terms	Notes the officers that do not have an active	If no report at 12 months appears in red			
50679	KARUNAGAPPALLY	06/07/1990	Active(1)	26	0	0	0	0.00%	22		8			T,M,VP,SC	9	90+ Days		
	Exc Award (06/30/2017, 06/30/2018, 06/30/2019)																	
144197	Karunagappally Central	12/21/2020	Cancelled(8*)	0	0	18	-18	-100.00%	19	3	9		None	P,S,T,M,VP SC	9	90+ Days		
	Exc Award (06/30/2024)																	
56197	KATTAKADA TOWN	10/27/1994	Active	19	0	1	-1	-5.00%	17	2	8			R M,VP	9			
	Exc Award (06/30/2016, 06/30/2017, 06/30/2018)																	
35114	KAYAMKULAM	02/23/1978	Active	44	0	2	-2	-4.35%	44	7	0			N	9			
	Exc Award (06/30/2016, 06/30/2017, 06/30/2018)																	
49751	KAYAMKULAM CENTRAL	06/19/1989	Active	15	0	0	0	0.00%	15		1			N S,T,M	7	90+ Days		
	Exc Award (06/30/2016, 06/30/2017, 06/30/2018)																	
98872	KILIMANOOR PONGANADU	03/20/2007	Active	17	0	0	0	0.00%	18		0			N SC	3			
	Exc Award (06/30/2017, 06/30/2018, 06/30/2019)																	
135404	Kollam City West	07/03/2018	Cancelled(8*)	0	0	5	-5	-100.00%	5	6	4		None	P,S,T,M,VP SC	24+	90+ Days		
	Exc Award (06/30/2021)																	
51866	KOLLAM GREATER	06/25/1991	Active	19	1	0	1	5.56%	18		0		2	M,VP,SC	9			
	Exc Award (06/30/2016, 06/30/2017, 06/30/2018)																	
104498	KOLLAM MELVIN JONES SCHOOL	01/22/2009	Active	22	1	0	1	4.76%	21		8			N M	7	90+ Days		
	Exc Award (06/30/2016, 06/30/2017, 06/30/2018)																	
26702	KOTTARAKARA	12/03/1969	Active	43	2	1	1	2.38%	45	12	0			VP	9			
	Exc Award (06/30/2016, 06/30/2017, 06/30/2018)																	
128456	Kovalam	08/31/2016	Active	21	1	4	-3	-12.50%	24	3	0			R	0		\$50.01	
	Exc Award (06/30/2018, 06/30/2020)																	
145929	Kovalam Raymond	04/26/2021	Active	20	1	2	-1	-4.76%	21	5	2			R	9			
	Exc Award (06/30/2024)																	
125589	Krishnapuram Palace	08/24/2015	Cancelled(8*)	0	0	20	-20	-100.00%	22	7	4		None	P,S,T,M,VP SC	9	90+ Days		
	Exc Award (06/30/2018, 06/30/2019)																	
147323	Kulathupuzha	07/26/2021	Active	19	0	0	0	0.00%	22		2		3	R S,T,M,VP	1			
	Exc Award (06/30/2024)																	
61961	KUNDARA	05/17/1999	Active	54	6	2	4	8.00%	50	26	0			N M	2			



Club Health Assessment for District 318 A through April 2025

			Status	Membership							Reports					Finance		LCIF
Club Number	Club Name	Charter Date		Current Member Count	YTD Members Added	YTD Members Dropped	YTD Net Growth	YTD Net Growth%	Member Count 12 Months Ago	Avg. length of service for dropped members	Months Since Last MMR ***	Yrs. Since Last Officer Report	President Rotation	Vice President Reported ****	Months Since Last Activity Report ***	Account Balance	Donations for current Fiscal Year	
			Number of times on status quo within last two years	If below 15 members appears					If net loss is greater than 20% appears			If no report in 3 months appears in	When more than one year appears in	Number of repeat terms	Notes the officers that do not have an active	If no report at 12 months appears in red		
Exc Award (06/30/2018, 06/30/2020, 06/30/2022)	144126 Kundara Royals	12/18/2020	Active	48	6	7	-1	-2.04%	47	2	3			N	2	90+ Days		
Exc Award (06/30/2021, 06/30/2023, 06/30/2025)	67259 KUNNICODE	02/11/2003	Active	26	1	0	1	4.00%	25		6			M,VP,SC	4			
Exc Award (06/30/2017, 06/30/2018, 06/30/2020)	149217 Kureeppally	12/13/2021	Active	20	0	0	0	0.00%	23		10		N	M,SC	9			
Exc Award (06/30/2023)	152331 Malayinkeezhu	08/31/2022	Active	11	1	11	-10	-47.62%	29	2	0		N	M,VP,SC	6			
Exc Award (06/30/2023)	67067 MANAMBUR	01/08/2003	Active	30	0	0	0	0.00%	33		2			M,VP,SC	3			
Exc Award (06/30/2017, 06/30/2018, 06/30/2020)	96550 MAYYANAD	03/14/2006	Active	14	1	2	-1	-6.67%	15	16	1		4	R	T,M			1
Exc Award (06/30/2017, 06/30/2021)	51320 MURUKKUMPUZHA	02/13/1991	Active	37	1	0	1	2.78%	35		2			N	1			
Exc Award (06/30/2017, 06/30/2018, 06/30/2020)	134933 Muthukulam	06/01/2018	Active	21	5	5	0	0.00%	21	3	0			N	M			6
Exc Award (06/30/2019, 06/30/2020, 06/30/2022)	107843 NAGAROOR	03/19/2010	Active	19	0	2	-2	-9.52%	24	15	2			N	T,SC	0		\$100.03
Exc Award (06/30/2017, 06/30/2018, 06/30/2020)	26711 NEDUMANGAD	07/10/1973	Active	31	2	7	-5	-13.89%	38	13	1			N	M,SC	0		
Exc Award (06/30/2017, 06/30/2018, 06/30/2020)	55037 NEYYATTINKARA TOWN	11/09/1993	Active	27	0	1	-1	-3.57%	28	16	9			IP	M,SC	8		
Exc Award (06/30/2017, 06/30/2024)	51322 NOORNAD	02/13/1991	Active	33	3	8	-5	-13.16%	38	3	5			N	9			
Exc Award (06/30/2017, 06/30/2018, 06/30/2020)	50680 OCHIRA	06/07/1990	Active	69	0	1	-1	-1.43%	72	34	6			N	T	2	90+ Days	
Exc Award (06/30/2016, 06/30/2017, 06/30/2020)	123299 Ochira Greater	10/08/2014	Active	18	0	6	-6	-25.00%	24	5	0			N	8			
Exc Award (06/30/2016, 06/30/2018)	147324 Odanavattom	07/26/2021	Active	30	2	2	0	0.00%	30	2	2			N	S,M,SC	7		



Club Health Assessment for District 318 A through April 2025

			Status	Membership							Reports					Finance	LCIF	
Club Number	Club Name	Charter Date		Current Member Count	YTD Members Added	YTD Members Dropped	YTD Net Growth	YTD Net Growth%	Member Count 12 Months Ago	Avg. length of service for dropped members	Months Since Last MMR ***	Yrs. Since Last Officer Report	President Rotation	Vice President Reported ****	Months Since Last Activity Report ***	Account Balance	Donations for current Fiscal Year	
			Number of times on status quo within last two years	If below 15 members appears					If net loss is greater than 20% appears		If no report in 3 months appears in	When more than one year appears in	Number of repeat terms	Notes the officers that do not have an active	If no report at 12 months appears in red			
Exc Award (06/30/2024)																		
124672	Oyoor	05/11/2015	Active	18	0	0	0	0.00%	18		2			N	M,SC	3	90+ Days	
Exc Award (06/30/2016, 06/30/2017, 06/30/2018)																		
132092	Oyoor Town	07/04/2017	Active	24	2	6	-4	-14.29%	26	2	2			N	T,SC	2		
Exc Award (06/30/2018, 06/30/2020, 06/30/2021)																		
63947	PARASSALA	01/30/2001	Active(1)	10	1	0	1	11.11%	9		4				M,VP,SC	6		
Exc Award (06/30/2018, 06/30/2019)																		
44912	PARAVUR	04/30/1985	Active	27	0	0	0	0.00%	27		2			N	T,M,VP	9		
Exc Award (06/30/2018, 06/30/2021, 06/30/2022)																		
67126	PARIPPALLY	01/15/2003	Active	48	3	1	2	4.35%	47	16	2		2	N	P	8		
Exc Award (06/30/2017, 06/30/2018, 06/30/2019)																		
136745	Parippally Chavarcode	10/31/2018	Active(1)	23	10	6	4	21.05%	20	5	0			N	S	4		
Exc Award (06/30/2019, 06/30/2020, 06/30/2021)																		
56272	PATHANAPURAM TOWN	11/22/1994	Active	19	3	0	3	18.75%	18		2			N	M,SC	5	90+ Days	
Exc Award (06/30/2017, 06/30/2018, 06/30/2019)																		
123952	Pathiyoor	01/12/2015	Active	13	0	1	-1	-7.14%	16	3	1			N		6	\$1,000.00	
Exc Award (06/30/2016, 06/30/2017, 06/30/2018)																		
106348	PERUMGUZHY	08/24/2009	Active(1)	10	0	8	-8	-44.44%	18	6	4				M,VP,SC	9		
Exc Award (06/30/2018)																		
50402	POOYAPPALLY	04/05/1990	Active	34	1	0	1	3.03%	33		6			N	P,M,VP,SC	1		
Exc Award (06/30/2016, 06/30/2018, 06/30/2019)																		
150083	Pooyappally Town	04/04/2022	Active(1)	19	4	0	4	26.67%	20		1			N	M,SC	9		
Exc Award (06/30/2020)																		
140297	Pothencode	12/02/2019	Active	35	4	9	-5	-12.50%	45	3	2			R	SC	9		
Exc Award (06/30/2020)																		
28241	PUNALUR	03/27/1974	Active	23	1	0	1	4.55%	26		1		2		M,VP,SC	9		
Exc Award (06/30/2016, 06/30/2019, 06/30/2020)																		
103434	PUNALUR GREATER	09/11/2008	Active	40	12	2	10	33.33%	31	9	0			N	T,M	9		
Exc Award (06/30/2016, 06/30/2017, 06/30/2018)																		
26724	PUTHOOR	04/23/1973	Active(1)	17	4	5	-1	-5.56%	18	9	0				T,M,VP,SC	9		



Club Health Assessment for District 318 A through April 2025

			Status	Membership							Reports					Finance		LCIF
Club Number	Club Name	Charter Date		Current Member Count	YTD Members Added	YTD Members Dropped	YTD Net Growth	YTD Net Growth%	Member Count 12 Months Ago	Avg. length of service for dropped members	Months Since Last MMR ***	Yrs. Since Last Officer Report	President Rotation	Vice President Reported ****	Months Since Last Activity Report ***	Account Balance	Donations for current Fiscal Year	
			Number of times on status quo within last two years	If below 15 members appears					If net loss is greater than 20% appears			If no report in 3 months appears in	When more than one year appears in	Number of repeat terms	Notes the officers that do not have an active	If no report at 12 months appears in red		
Exc Award (06/30/2016, 06/30/2017, 06/30/2020)			Active(1)	18	18	23	-5	-21.74%	23	9	2		3	R	T,SC	8		
106295 PUTHUPALLY 08/18/2009																		
Exc Award (06/30/2018, 06/30/2024)																		
26725 QUILON 10/12/1961			Active(2)	50	3	1	2	4.17%	48	35	1		4	N		9	90+ Days	
Exc Award (06/30/2020, 06/30/2024)																		
48200 QUILON CENTRAL 02/22/1988			Active	54	8	5	3	5.88%	51	9	0			N		9		
Exc Award (06/30/2017, 06/30/2018, 06/30/2020)			Cancelled(8*)	0	0	5	-5	-100.00%	5	3	4		None		P,S,T,M,VP SC	24+	90+ Days	
151452 Quilon City 06/28/2022																		
37885 QUILON EAST 12/07/1979				Active(1)	28	0	3	-3	-9.68%	32	9	7			N	T		
Exc Award (06/30/2016, 06/30/2017, 06/30/2020)			Active	18	2	4	-2	-10.00%	25	2	0			N	SC	9	90+ Days	
153555 Quilon Empower 02/23/2023																		
144037 Quilon Roses 03/26/2021				Cancelled(8*)	0	0	24	-24	-100.00%	24	3	0	1	None		P,S,T,M,VP SC		
Exc Award (06/30/2023)			Active	16	4	7	-3	-15.79%	19	11	0			N	M	9	90+ Days	
61767 SASTHAMCOTTA 04/02/1999																		
133748 Sasthamcotta Hill Top 02/12/2018				Active	17	0	0	0	0.00%	17		23	1	None		P,S,T,M,VP SC		
147325 Sreekaryam 09/01/2021			Cancelled(8*)	0	1	15	-14	-100.00%	14	3	7		None		P,S,T,M,VP SC	12	90+ Days	
131991 Thevalakkara 07/04/2017			Active(1)	23	2	0	2	9.52%	22		5			R		9		
Exc Award (06/30/2019, 06/30/2021)			Cancelled(8*)	0	0	21	-21	-100.00%	21	2	4	1	None		P,S,T,M,VP SC	N/A		
151900 Thiruvananthapuram Chenkal 08/30/2022																		
55222 THIRUVANANTHAPURAM CITY 01/13/1994				Active	40	3	1	2	5.26%	41	1	1			N	P,T	0	\$93.00
Exc Award (06/30/2016, 06/30/2017, 06/30/2020)			Cancelled(8*)	0	0	16	-16	-100.00%	16	5	4		None		P,S,T,M,VP SC	20	90+ Days	
130315 Thiruvananthapuram Golden Jubilee 03/15/2017																		
148320 Thiruvananthapuram Gowreesapattom 10/11/2021				Active	32	3	0	3	10.34%	28		2			N			
Exc Award (06/30/2023, 06/30/2024)			Active	27	3	2	1	3.85%	26	3	4				VP	9		
135430 Thiruvananthapuram South 07/03/2018																		
Exc Award (06/30/2019, 06/30/2021)				Active	37	3	17	-14	-27.45%	65	7	2				M,VP		
84695 TRIVANDRUM AIRPORT CITY 01/13/2005																		



Club Health Assessment for District 318 A through April 2025

			Status	Membership						Reports					Finance		LCIF	
Club Number	Club Name	Charter Date		Current Member Count	YTD Members Added	YTD Members Dropped	YTD Net Growth	YTD Net Growth%	Member Count 12 Months Ago	Avg. length of service for dropped members	Months Since Last MMR ***	Yrs. Since Last Officer Report	President Rotation	Vice President Reported ****	Months Since Last Activity Report ***	Account Balance	Donations for current Fiscal Year	
			Number of times on status quo within last two years	If below 15 members appears				If net loss is greater than 20% appears			If no report in 3 months appears in	When more than one year appears in	Number of repeat terms	Notes the officers that do not have an active	If no report at 12 months appears in red			
Exc Award (06/30/2016, 06/30/2017, 06/30/2020)			Active	63	5	7	-2	-3.08%	59	5	0			M,VP,SC	5			
64783	TRIVANDRUM ANANTHAPURI	11/13/2001																
Exc Award (06/30/2016, 06/30/2018, 06/30/2020)			Active	15	2	7	-5	-25.00%	22	7	2			N	T,SC	5	\$29.95	
115122	TRIVANDRUM CAPITAL	09/19/2011																
Exc Award (06/30/2016, 06/30/2017, 06/30/2020)			Active	33	1	1	0	0.00%	33	1	4			N	SC	6		
49147	TRIVANDRUM CENTRAL	01/09/1989																
Exc Award (06/30/2017, 06/30/2018, 06/30/2020)			Active	24	0	0	0	0.00%	24		0		2		S,T,M,VP,SC	9		
26737	TRIVANDRUM CITY WEST	01/01/1970																
Exc Award (06/30/2018, 06/30/2020, 06/30/2024)			Active	40	4	0	4	11.11%	36		1			N	VP	0		
52619	TRIVANDRUM COSMOPOLITAN	03/04/1992																
Exc Award (06/30/2017, 06/30/2018, 06/30/2020)			Active	24	0	0	0	0.00%	24		11		2		M,VP,SC	9	90+ Days	
84081	TRIVANDRUM COTTON HILL	09/01/2004																
Exc Award (06/30/2018)			Active	10	1	4	-3	-23.08%	13	4	3			N	M	9		
121658	Trivandrum Crown	03/25/2014																
Exc Award (06/30/2018, 06/30/2024)			Active	43	5	0	5	13.16%	46		2			N		0		
117123	TRIVANDRUM CRYSTAL	06/11/2012																
Exc Award (06/30/2016, 06/30/2017, 06/30/2020)			Active	51	6	0	6	13.33%	45		2			N	SC	9		
97151	TRIVANDRUM DIAMONDS	05/18/2006																
Exc Award (06/30/2017, 06/30/2019, 06/30/2020)			Active	32	0	2	-2	-5.88%	33	5	5			R		1	\$101.83	
45970	TRIVANDRUM EAST	03/10/1986																
Exc Award (06/30/2016, 06/30/2017, 06/30/2020)			Active	50	2	5	-3	-5.66%	53	2	1			N		1		
89108	TRIVANDRUM ELITES	08/16/2005																
Exc Award (06/30/2017, 06/30/2018, 06/30/2020)			Active(1)	11	3	2	1	10.00%	14	1	2				T,M,VP,SC	9		
132107	Trivandrum Flowers	07/04/2017																
Exc Award (06/30/2021, 06/30/2023)			Active	14	2	2	0	0.00%	14	3	7				M,VP,SC	4		
139663	Trivandrum Friends	09/09/2019																
Exc Award (06/30/2020, 06/30/2021, 06/30/2022)			Active(1)	14	4	0	4	40.00%	17		9		5	R	T,M,SC	0		
142541	Trivandrum Garden	08/06/2020																
Exc Award (06/30/2017, 06/30/2018, 06/30/2020)			Active	30	4	0	4	15.38%	28		6		2	N		7		
93235	TRIVANDRUM GEMS	01/03/2006																
Exc Award (06/30/2017, 06/30/2018, 06/30/2020)																		



Club Health Assessment for District 318 A through April 2025

			Status	Membership							Reports					Finance		LCIF
Club Number	Club Name	Charter Date		Current Member Count	YTD Members Added	YTD Members Dropped	YTD Net Growth	YTD Net Growth%	Member Count 12 Months Ago	Avg. length of service for dropped members	Months Since Last MMR ***	Yrs. Since Last Officer Report	President Rotation	Vice President Reported ****	Months Since Last Activity Report ***	Account Balance	Donations for current Fiscal Year	
			Number of times on status quo within last two years	If below 15 members appears				If net loss is greater than 20% appears			If no report in 3 months appears in	When more than one year appears in	Number of repeat terms	Notes the officers that do not have an active	If no report at 12 months appears in red			
108706	TRIVANDRUM GINKGO	06/28/2010	Active	24	4	1	3	14.29%	21	4	2			R SC	9			
	Exc Award (06/30/2016, 06/30/2018, 06/30/2020)																	
117844	TRIVANDRUM GOLDEN CITY	09/18/2012	Active	12	0	0	0	0.00%	13		10			M,VP,SC	9			
	Exc Award (06/30/2017, 06/30/2018, 06/30/2020)																	
52179	TRIVANDRUM GREATER	11/21/1991	Active	14	5	6	-1	-6.67%	18	4	1		2	N T	7			
	Exc Award (06/30/2017, 06/30/2018, 06/30/2020)																	
142005	Trivandrum Greencity	07/02/2020	Active	57	7	8	-1	-1.72%	58	3	2			R	2			
	Exc Award (06/30/2021, 06/30/2023, 06/30/2024)																	
154096	Trivandrum Healers	03/31/2023	Cancelled(8*)	0	0	21	-21	-100.00%	21	2	4		None	P,S,T,M,VP SC	N/A	90+ Days		
26736	TRIVANDRUM HOST	10/13/1961	Active	101	2	2	0	0.00%	95	4	1			R	0		\$1,000.30	
	Exc Award (06/30/2016, 06/30/2017, 06/30/2020)																	
154051	Trivandrum Icons	03/30/2023	Active	33	7	0	7	26.92%	31		1			N SC	0			
	Exc Award (06/30/2024)																	
67110	TRIVANDRUM IMPACT	01/15/2003	Active	56	4	0	4	7.69%	53		2			N SC	0			
	Exc Award (06/30/2016, 06/30/2017, 06/30/2020)																	
123507	Trivandrum Inspire	10/31/2014	Cancelled(8*)	0	0	14	-14	-100.00%	14	11	12		None	P,S,T,M,VP SC	6	90+ Days		
	Exc Award (06/30/2017, 06/30/2018)																	
95909	TRIVANDRUM KING CITY	02/23/2006	Active	16	5	2	3	23.08%	13	2	1			R M	5			
56083	TRIVANDRUM KOWDIAR	09/12/1994	Active	35	7	0	7	25.00%	32		0			N T	5		\$1,020.66	
	Exc Award (06/30/2016, 06/30/2017, 06/30/2020)																	
134189	Trivandrum Majesty	03/23/2018	Active(1)	16	4	2	2	14.29%	22	5	3			M,VP,SC	8			
	Exc Award (06/30/2019, 06/30/2020, 06/30/2024)																	
150498	Trivandrum Metro City	04/14/2022	Cancelled(8*)	0	0	8	-8	-100.00%	15	4	7		None	P,S,T,M,VP SC	17	90+ Days		
63525	TRIVANDRUM METROPOLIS	08/14/2000	Active	27	0	3	-3	-10.00%	29	12	3			N M	8			
	Exc Award (06/30/2016, 06/30/2017, 06/30/2020)																	
60616	TRIVANDRUM MID TOWN	04/06/1998	Active	10	0	8	-8	-44.44%	18	11	0			N M,VP,SC	9			
	Exc Award (06/30/2017, 06/30/2018, 06/30/2020)																	
117660	TRIVANDRUM NATIONAL	08/16/2012	Active	24	4	1	3	14.29%	21	7	1		2	N M,SC	9	90+ Days		
	Exc Award (06/30/2017, 06/30/2018, 06/30/2020)																	



Club Health Assessment for District 318 A through April 2025

			Status	Membership							Reports					Finance		LCIF
Club Number	Club Name	Charter Date		Current Member Count	YTD Members Added	YTD Members Dropped	YTD Net Growth	YTD Net Growth%	Member Count 12 Months Ago	Avg. length of service for members	Months Since Last MMR ***	Yrs. Since Last Officer Report	President Rotation	Vice President Reported ****	Months Since Last Activity Report ***	Account Balance	Donations for current Fiscal Year	
			Number of times on status quo within last two years	If below 15 members appears				If net loss is greater than 20% appears			If no report in 3 months appears in	When more than one year appears in	Number of repeat terms	Notes the officers that do not have an active	If no report at 12 months appears in red			
106421	TRIVANDRUM NOBLE	08/31/2009	Active	28	5	6	-1	-3.45%	31	12	2			N	M,SC	9	\$180.00	
Exc Award (06/30/2016, 06/30/2017, 06/30/2018)																		
57402	TRIVANDRUM NORTH	10/02/1995	Active	19	2	6	-4	-17.39%	23	4	4			N		9		
Exc Award (06/30/2017, 06/30/2018, 06/30/2019)																		
95061	TRIVANDRUM NOVA	01/17/2006	Active	28	1	2	-1	-3.45%	29	6	4				M,VP,SC	5		
Exc Award (06/30/2016, 06/30/2017, 06/30/2018)																		
85955	TRIVANDRUM OASIS	03/22/2005	Active	34	4	2	2	6.25%	35	19	0			N		1		
Exc Award (06/30/2016, 06/30/2017, 06/30/2018)																		
125538	Trivandrum Ocean	08/24/2015	Active	22	3	1	2	10.00%	21	9	2				M,VP,SC	8		
Exc Award (06/30/2017, 06/30/2018, 06/30/2019)																		
61126	TRIVANDRUM P R S PRIDE	09/09/1998	Active	17	0	4	-4	-19.05%	21	12	0		None	N	P,VP,SC	9		
Exc Award (06/30/2018, 06/30/2021, 06/30/2022)																		
108813	TRIVANDRUM PEARL	06/29/2010	Active	5	0	0	0	0.00%	5		1		16	N	S,T,M,VP,SC	9		
Exc Award (06/30/2019)																		
140876	Trivandrum Peroorkada	02/12/2020	Active	33	9	7	2	6.45%	34	2	0			N	S,M,SC	5		
Exc Award (06/30/2021, 06/30/2024)																		
150507	Trivandrum Peyad	05/11/2022	Active	40	3	0	3	8.11%	42		3			N		1		
Exc Award (06/30/2023)																		
139318	Trivandrum Platinum	07/25/2019	Active(1)	29	3	2	1	3.57%	28	3	1			N		2		
Exc Award (06/30/2020, 06/30/2024)																		
109836	TRIVANDRUM POOJAPPURA	12/09/2010	Active	46	0	0	0	0.00%	48		9			N	T,SC	4		
Exc Award (06/30/2016, 06/30/2017, 06/30/2018)																		
109065	TRIVANDRUM RAINBOW	08/11/2010	Active	45	2	0	2	4.65%	46		1			N		0		
Exc Award (06/30/2017, 06/30/2018, 06/30/2019)																		
84713	TRIVANDRUM RAJADHANI	01/19/2005	Active	49	3	8	-5	-9.26%	49	6	0				M,VP,SC	0		
Exc Award (06/30/2016, 06/30/2017, 06/30/2018)																		
132915	Trivandrum Regency	10/26/2017	Active	45	4	10	-6	-11.76%	48	1	4			N	M,SC	2		
Exc Award (06/30/2018, 06/30/2019, 06/30/2020)																		
61357	TRIVANDRUM ROYAL	12/15/1998	Active	46	0	4	-4	-8.00%	51	2	1			N	M	0		



Club Health Assessment for District 318 A through April 2025

			Status	Membership							Reports					Finance		LCIF
Club Number	Club Name	Charter Date		Current Member Count	YTD Members Added	YTD Members Dropped	YTD Net Growth	YTD Net Growth%	Member Count 12 Months Ago	Avg. length of service for dropped members	Months Since Last MMR ***	Yrs. Since Last Officer Report	President Rotation	Vice President Reported ****	Months Since Last Activity Report ***	Account Balance	Donations for current Fiscal Year	
			Number of times on status quo within last two years	If below 15 members appears				If net loss is greater than 20% appears			If no report in 3 months appears in	When more than one year appears in	Number of repeat terms	Notes the officers that do not have an active	If no report at 12 months appears in red			
Exc Award (06/30/2018, 06/30/2021, 06/30/2022)	88977 TRIVANDRUM RUBY	07/20/2005	Active(2)	10	2	2	0	0.00%	11	6	0		5	R	P,T,M,SC	7	90+ Days	
Exc Award (06/30/2017, 06/30/2018, 06/30/2022)	142971 Trivandrum Smart City	09/18/2020	Active(1)	23	0	6	-6	-20.69%	30	3	3				M,VP,SC	3		
Exc Award (06/30/2021, 06/30/2024)	145842 Trivandrum Soorya	04/22/2021	Cancelled(8*)	0	1	7	-6	-100.00%	6	3	9		None		P,S,T,M,VP SC VP	9	90+ Days	
	84913 TRIVANDRUM SPACE CITY	02/24/2005	Active	16	0	1	-1	-5.88%	18	19	8							
Exc Award (06/30/2016, 06/30/2017, 06/30/2022)	133157 Trivandrum Thirumala	12/04/2017	Active	57	6	8	-2	-3.39%	60	5	2			N	S,SC	2		
Exc Award (06/30/2018, 06/30/2019, 06/30/2022)	54271 TRIVANDRUM TOWERS	03/24/1993	Active	38	0	0	0	0.00%	48		8			N		9		
Exc Award (06/30/2016, 06/30/2018, 06/30/2022)	138635 Trivandrum Vanchinadu	06/19/2019	Active	20	1	3	-2	-9.09%	20	5	1			N	T,M,SC	9		
Exc Award (06/30/2021)	143765 Vakkanadu	12/01/2020	Active(1)	15	0	0	0	0.00%	15		12			N		9	90+ Days	
	151347 Vakkom Royal	06/28/2022	Active	42	35	13	22	110.00%	21	2	0				M,VP,SC	9		
	59389 VAKKOM-KADAKKAVOOR	04/21/1997	Active(1)	27	9	6	3	12.50%	14	3	1				T,M,VP	9		
Exc Award (06/30/2017, 06/30/2018, 06/30/2022)	106296 VALLIKUNNAM	08/18/2009	Active	22	0	0	0	0.00%	22		13			N	T,M	9	90+ Days	
Exc Award (06/30/2018, 06/30/2020)	42031 VARKALA	11/29/1982	Active	56	3	7	-4	-6.67%	60	3	1				M,VP,SC	5		
Exc Award (06/30/2016, 06/30/2018, 06/30/2022)	52942 VATTIYOORKAVU	04/14/1992	Active	57	2	0	2	3.64%	55		0		2		M,VP,SC	9		
Exc Award (06/30/2020, 06/30/2021, 06/30/2022)	153612 Venganoor Elite	02/01/2023	Active	12	0	5	-5	-29.41%	15	3	2		3	R	SC	2		
	126123 Vizhinjam	12/02/2015	Active	46	9	4	5	12.20%	41	2	2			N		9		
Exc Award (06/30/2017, 06/30/2018, 06/30/2022)																		



Club Health Assessment for District 318 A through April 2025

			Status	Membership						Reports				Finance	LCIF		
Club Number	Club Name	Charter Date		Current Member Count	YTD Members Added	YTD Members Dropped	YTD Net Growth	YTD Net Growth%	Member Count 12 Months Ago	Avg. length of service for members	Months Since Last MMR ***	Yrs. Since Last Officer Report	President Rotation	Vice President Reported ****	Months Since Last Activity Report ***	Account Balance	Donations for current Fiscal Year
			Number of times on status quo within last two years	If below 15 members appears				If net loss is greater than 20% appears			If no report in 3 months appears in	When more than one year appears in	Number of repeat terms	Notes the officers that do not have an active	If no report at 12 months appears in red		

Clubs Cancelled Previous Fiscal Year – Clubs Cancelled within last 12 months may be reinstated

Club Number	Club Name	Charter Date	Current Status*	Cancellation Date
139408	Kadakkal	09/24/2019	Cancelled(8*)	12/29/2023
150500	Trivandrum Sea Port	06/28/2022	Cancelled(8*)	02/29/2024
151920	Trivandrum Shankumugham	08/30/2022	Cancelled(8*)	02/29/2024
152430	Trivandrum Temple City	08/31/2022	Cancelled(8*)	08/29/2023
153184	Trivandrum Vilappilsala	12/09/2022	Cancelled(8*)	02/29/2024
124008	Varkala Town	01/20/2015	Cancelled(8*)	05/29/2024
152532	Vellarada	08/31/2022	Cancelled(8*)	12/29/2023

Current Total Clubs Count	YTD New Clubs Count	YTD Cancelled Clubs Count	YTD Net Club Gain	Current Total Members Count	YTD YTD Add	YTD YTD Drop	YTD Net Growth	YTD Net Growth %	Member Count 12 Months Ago	Average Member Count Per Club	% of Clubs with less than 20 members	% No MMR in 3 Months	% No Officer Report in 12 Months	% of Clubs with balance 90+ days	Number of Clubs in Status Quo	% Status Quo Clubs in Financial Suspension	Number of Cancelled Clubs	Average Cancelled Club Age	Members Lost Due to Cancellation	% of Clubs Cancelled for Non-Financial Reasons
144	4	13	-9	4,247	573	643	-70	-1.62%	4,456	29	30%	35%	1%	15%	0	0%	13	6	179	-54%

* - P - Priority Club. Cancellation Reasons: 1-Objectives/conduct, 2-Non-active club, 5-Non-existing club, 6-Disbanding, 7-Merger, 8-Financial Suspension, 9-District/Multiple District Dues.

** - Abbreviation: P-President, S-Secretary, T-Treasurer, M-Member Chairperson, VP-First Vice President, MC-Communications Chairperson, SC-Service Chairperson

*** - Abbreviation: N/R - Never reported using the Lions Clubs website, N/A - Not applicable, No password registered for the Lions Clubs website.

**** - Abbreviation: N - New, IP - Immediate Past, R - Repeat.



Club Health Assessment for District 318 B through April 2025

			Status	Membership							Reports					Finance		LCIF
Club Number	Club Name	Charter Date		Current Member Count	YTD Members Added	YTD Members Dropped	YTD Net Growth	YTD Net Growth%	Member Count 12 Months Ago	Avg. length of service for dropped members	Months Since Last MMR ***	Yrs. Since Last Officer Report	President Rotation	Vice President Reported ****	Months Since Last Activity Report ***	Account Balance	Donations for current Fiscal Year	
			Number of times on status quo within last two years	If below 15 members appears					If net loss is greater than 20% appears		If no report in 3 months appears in	When more than one year appears in	Number of repeat terms	Notes the officers that do not have an active	If no report at 12 months appears in red			
Clubs less than two years old																		
179876	Chennithala	12/16/2024	Active	20	20	0	20	100.00%	0		4			N	M,SC	2	90+ Days	
155890	Edathua Town	09/04/2023	Active(1)	29	0	0	0	0.00%	29		16			N	M,VP,SC	7		\$131.66
180125	Elamgulam	03/06/2025	Newly Chartered	23	23	0	23	100.00%	0		1				M,VP,SC	N/A		
181030	Kavalam	03/04/2025	Newly Chartered	23	23	0	23	100.00%	0		1				M,VP,SC	N/A		
172323	Kumbanad	06/26/2024	Cancelled(8*)	0	0	20	-20	-100.00%	0	1	1		None		P,S,T,M,VP SC	2	90+ Days	
178854	Kurichithanam Central	10/07/2024	Active(1)	31	31	0	31	100.00%	0		4				T,M,VP,SC	3		
181031	Malam Mount Mary	03/06/2025	Newly Chartered	22	22	0	22	100.00%	0		1			N	M,SC	N/R		
153955	Meenachil Overseas	05/29/2023	Active(1)	28	4	0	4	16.67%	24		5		3	R		0		\$10,080.73
Exc Award (06/30/2024)																		
155868	Oonnukal	09/08/2023	Active	29	8	8	0	0.00%	29	1	4			N	SC	2		
179836	Pathanamthitta Town	12/09/2024	Active	32	32	0	32	100.00%	0		3				T,M,VP,SC	2	90+ Days	
179422	Poonjar	11/11/2024	Active	23	23	0	23	100.00%	0		5				M,VP,SC	3		
156714	Thiruvalla Impact	01/22/2024	Active(1)	20	0	0	0	0.00%	20		15		2	N	S,T,M	3		
178851	Travancore Safari	10/11/2024	Active	21	21	0	21	100.00%	0		5				M,VP,SC	3		
Clubs more than two years old																		
52941	ADOOR	04/14/1992	Active	51	1	1	0	0.00%	51	33	3			N	T,SC	6		
Exc Award (06/30/2023)																		
83065	ADOOR CENTRAL	06/30/2004	Active	46	8	1	7	17.95%	38	14	1			R		0		\$838.57
Exc Award (06/30/2024)																		
108607	ADOOR EMIRATES	06/11/2010	Active	43	3	1	2	4.88%	45	4	6			N		0		\$3,123.19
Exc Award (06/30/2021, 06/30/2023)																		
152510	Adoor Gems Overseas	08/31/2022	Active	30	1	1	0	0.00%	30	2	2			N	M	4		\$3,292.69
Exc Award (06/30/2023)																		
149444	Adoor Kings	01/04/2022	Active	30	2	2	0	0.00%	32	3	0			R	S,M,VP,SC	8		



Club Health Assessment for District 318 B through April 2025

			Status	Membership							Reports					Finance		LCIF
Club Number	Club Name	Charter Date		Current Member Count	YTD Members Added	YTD Members Dropped	YTD Net Growth	YTD Net Growth%	Member Count 12 Months Ago	Avg. length of service for dropped members	Months Since Last MMR ***	Yrs. Since Last Officer Report	President Rotation	Vice President Reported ****	Months Since Last Activity Report ***	Account Balance	Donations for current Fiscal Year	
			Number of times on status quo within last two years	If below 15 members appears				If net loss is greater than 20% appears			If no report in 3 months appears in	When more than one year appears in	Number of repeat terms	Notes the officers that do not have an active	If no report at 12 months appears in red			
143526	Adoor Thirukochi	11/04/2020	Active(1)	36	0	0	0	0.00%	41		8		2	M,VP,SC	2	90+ Days	\$730.00	
115615	ARUVITHURA	11/28/2011	Active	21	1	2	-1	-4.55%	28	7	0			N VP,SC	7			
	Exc Award (06/30/2017, 06/30/2018)																	
61343	ATHIRAMPUZHA	12/15/1998	Active	31	4	0	4	14.81%	27		2			R P,VP	20			
	Exc Award (06/30/2018)																	
65312	ATHIRAMPUZHA	05/02/2002	Active	28	3	0	3	12.00%	25		1			N P,T,VP,SC	20			
	PRIYADARSINI HILL																	
	Exc Award (06/30/2018)																	
65061	AYARKUNNAM	03/06/2002	Active	48	1	2	-1	-2.04%	49	14	1			N P	3		\$59.78	
	Exc Award (06/30/2018, 06/30/2024)																	
77429	BHARANANGANAM	09/24/2003	Active	17	0	1	-1	-5.56%	19	12	0			N M,VP,SC	7		\$838.57	
	Exc Award (06/30/2018)																	
26688	CHANGANACHERRY	10/10/1970	Active	164	14	4	10	6.49%	154	5	2			N S,M,SC	5		\$3,871.63	
	Exc Award (06/30/2018, 06/30/2023, 06/30/2024)																	
153640	Changanacherry Gateway	03/30/2023	Active	19	0	4	-4	-17.39%	26	1	4			N	0			
110716	CHANGANACHERRY ROYAL	04/04/2011	Active	25	2	1	1	4.17%	26	7	1			R M,SC	8			
	Exc Award (06/30/2018)																	
150800	Chemmalamattam Central	05/17/2022	Active	12	0	0	0	0.00%	16		10			N M,SC	17			
52090	CHENGANNOOR	10/16/1991	Active	44	15	3	12	37.50%	35	10	0			N P,M,VP,SC	9		\$86.71	
121335	Chengannur Royal	02/07/2014	Cancelled(8*)	0	0	11	-11	-100.00%	19	6	0		None	P,S,T,M,VP SC	21	90+ Days		
	Exc Award (06/30/2018)																	
41266	CHINGAVANAM	04/22/1982	Active	45	2	0	2	4.65%	42		1			IP VP	8			
	Exc Award (06/30/2024)																	
78786	CHITTAR	04/12/2004	Active	11	5	2	3	37.50%	12	14	1		None	P,M,VP,SC	8			
	Exc Award (06/30/2017)																	
37884	EDATHUA	12/28/1979	Active	42	6	3	3	7.69%	39	16	1			N P,T,SC	8			
	Exc Award (06/30/2017)																	
78109	EDATHUA ELITES	01/22/2004	Active	26	1	0	1	4.00%	27		5		2	R T,VP	7			
	Exc Award (06/30/2018)																	



Club Health Assessment for District 318 B through April 2025

Club Number	Club Name	Charter Date	Status	Membership							Reports					Finance	LCIF
				Current Member Count	YTD Members Added	YTD Members Dropped	YTD Net Growth	YTD Net Growth%	Member Count 12 Months Ago	Avg. length of service for dropped members	Months Since Last MMR ***	Yrs. Since Last Officer Report	President Rotation	Vice President Reported ****	Months Since Last Activity Report ***	Account Balance	Donations for current Fiscal Year
			Number of times on status quo within last two years	If below 15 members appears				If net loss is greater than 20% appears			If no report in 3 months appears	When more than one year appears in	Number of repeat terms	Notes the officers that do not have an active	If no report at 12 months red		
42731	ERATTUPETTA	05/26/1983	Active	91	14	0	14	18.18%	77		0			N	T,M,SC	8	\$898.47
67002	ERATTUPETTA CENTRAL	12/30/2002	Active	32	0	1	-1	-3.03%	33	22	1			N	M,SC	2	
51770	ETTUMANOOR	06/03/1991	Active	29	0	0	0	0.00%	29		14			N	P,M	9	
131994	Ettumanoor Centennial	07/04/2017	Active	22	5	4	1	4.76%	39	7	2		2		S,M,VP,SC	7	
99140	ETTUMANOOR CENTRAL	04/17/2007	Active(1)	8	1	6	-5	-38.46%	16	14	4			R	VP	7	
Exc Award (06/30/2017)																	
136125	Ettumanoor Town	08/14/2018	Active(1)	15	0	0	0	0.00%	15		17	1	None		P,S,T,M,VP SC	8	
103709	KADAMPANADU	09/23/2008	Active(1)	17	0	0	0	0.00%	20		1				S,M,VP,SC	8	
Exc Award (06/30/2017, 06/30/2018)																	
134419	Kadaplamattom	05/07/2018	Active(1)	25	1	6	-5	-16.67%	30	6	0		3	R	VP,SC	6	
152512	Kadapra	08/31/2022	Active	21	1	1	0	0.00%	21	2	2			N		8	\$838.57
61918	KADUTHURUTHY	05/10/1999	Active	36	0	0	0	0.00%	36		17	1	None		P,S,T,M,VP SC	6	
Exc Award (06/30/2018)																	
62050	KAIPATTOOR	06/07/1999	Active	47	5	2	3	6.82%	44	3	2			R	T,M,SC	8	
Exc Award (06/30/2017, 06/30/2018, 06/30/2020)																	
118509	KANAKKARY	12/26/2012	Active	11	1	0	1	10.00%	10		8			R	P,T,M	8	\$5.00
Exc Award (06/30/2018)																	
62080	KANJIRAPPALLY	06/10/1999	Active	33	0	0	0	0.00%	31		7			R	M,VP,SC	2	
61013	KARUKACHAL	06/30/1998	Active	27	0	2	-2	-6.90%	29	19	6			IP	M,VP	8	
112126	KATTACHIRA	08/29/2011	Active	14	1	3	-2	-12.50%	16	10	3		2	N	T,VP,SC	4	
Exc Award (06/30/2017)																	\$5.00
51425	KATTANAM	03/13/1991	Active(1)	21	4	1	3	16.67%	18	2	2			N	SC	2	
Exc Award (06/30/2018)																	
66752	KIDANGOOR	10/31/2002	Active	33	0	0	0	0.00%	36		10			N	S,VP,SC	2	
Exc Award (06/30/2018)																	
65317	KOLLAPPALLY	05/02/2002	Active	52	5	0	5	10.64%	49		1			N		3	\$5.00
Exc Award (06/30/2017, 06/30/2018, 06/30/2020)																	
52913	KONNI	04/14/1992	Active	10	0	0	0	0.00%	10		8		2		T,M,VP,SC	8	



Club Health Assessment for District 318 B through April 2025

			Status	Membership							Reports					Finance		LCIF
Club Number	Club Name	Charter Date		Current Member Count	YTD Members Added	YTD Members Dropped	YTD Net Growth	YTD Net Growth%	Member Count 12 Months Ago	Avg. length of service for dropped members	Months Since Last MMR ***	Yrs. Since Last Officer Report	President Rotation	Vice President Reported ****	Months Since Last Activity Report ***	Account Balance	Donations for current Fiscal Year	
			Number of times on status quo within last two years	If below 15 members appears					If net loss is greater than 20% appears			If no report in 3 months appears in	When more than one year appears in	Number of repeat terms	Notes the officers that do not have an active	If no report at 12 months appears in red		
Exc Award (06/30/2017)																		
97511	KOTHANALLOOR	06/30/2006	Active	32	1	5	-4	-11.11%	37	6	1		2		T,M,VP,SC	2		
Exc Award (06/30/2018, 06/30/2021, 06/30/2023)																		
26701	KOTTAYAM	12/23/1961	Active	28	1	0	1	3.70%	27		1			N	M	3		
131992	Kottayam Centennial	07/04/2017	Active(1)	10	0	0	0	0.00%	10		21			N	T,M,VP,SC	9		
Exc Award (06/30/2018)																		
108638	KOTTAYAM CENTRAL	06/15/2010	Active	36	10	2	8	28.57%	27	0	3			N	S	8		
Exc Award (06/30/2018, 06/30/2021)																		
58489	KOTTAYAM ELITES	06/19/1996	Active	28	0	3	-3	-9.68%	31	11	1			N	T,M,VP,SC	8		
Exc Award (06/30/2018)																		
119019	KOTTAYAM EMIRATES	03/25/2013	Active	29	4	0	4	16.00%	26		6			N		1		\$5,074.75
Exc Award (06/30/2021, 06/30/2023)																		
39106	KOTTAYAM GANDHINAGAR	11/28/1980	Active	31	1	1	0	0.00%	31	18	7			N	P,M	9		\$92.69
Exc Award (06/30/2018)																		
58341	KOTTAYAM LAKE CITY	05/23/1996	Active(1)	17	0	0	0	0.00%	23		0			R	P,M,VP	8		
Exc Award (06/30/2018)																		
59139	KOTTAYAM MID TOWN	02/19/1997	Active(1)	18	1	2	-1	-5.26%	25	12	4				P,M,VP,SC	8		
45851	KOZHENCHERRY	02/25/1986	Active(1)	16	5	2	3	23.08%	13	12	0				M,VP,SC	7		
104745	KOZHUVANAL	02/13/2009	Active(2)	22	1	0	1	4.76%	21		0			N	VP	7		
Exc Award (06/30/2018)																		
77437	KULANADA	09/24/2003	Active(1)	16	1	3	-2	-11.11%	11	1	0			N		3		
Exc Award (06/30/2018)																		
67696	KUMARAKOM	04/07/2003	Active	23	1	0	1	4.55%	23		0			N	SC	3		\$838.57
Exc Award (06/30/2023)																		
108405	KUMARANALLOOR	05/21/2010	Active(2)	20	5	0	5	33.33%	15		2		2		T,M,VP,SC	8		\$838.57
Exc Award (06/30/2018)																		
67531	KUNNAMTHANAM	03/20/2003	Active	23	2	9	-7	-23.33%	30	11	1			N	M,SC	8		
87798	KUNNAMTHANAM PASSION	04/14/2005	Active	12	0	0	0	0.00%	12		5		9	R	M,SC	8	90+ Days	



Club Health Assessment for District 318 B through April 2025

			Status	Membership							Reports					Finance		LCIF
Club Number	Club Name	Charter Date		Current Member Count	YTD Members Added	YTD Members Dropped	YTD Net Growth	YTD Net Growth%	Member Count 12 Months Ago	Avg. length of service for dropped members	Months Since Last MMR ***	Yrs. Since Last Officer Report	President Rotation	Vice President Reported ****	Months Since Last Activity Report ***	Account Balance	Donations for current Fiscal Year	
			Number of times on status quo within last two years	If below 15 members appears				If net loss is greater than 20% appears			If no report in 3 months appears in	When more than one year appears in	Number of repeat terms	Notes the officers that do not have an active	If no report at 12 months appears in red			
117523	KURUMULLOOR	08/06/2012	Active	55	4	3	1	1.85%	54	12	0			N	3			
98774	KUTTANADU	03/15/2007	Active	20	0	0	0	0.00%	20		23		4	P,S,T,M,VP SC	8			
118411	KUTTANADU OVERSEAS	12/06/2012	Active	23	4	2	2	9.52%	21	2	1			P,M,VP,SC	1		\$4,059.80	
	Exc Award (06/30/2023)																	
144289	Mammood	12/23/2020	Active(2)	23	5	2	3	15.00%	20	4	1		2	N SC	9			
62155	MANARCADU	06/22/1999	Active	33	0	0	0	0.00%	33		10		3	M	2		\$218.47	
43954	MANIMALA	05/03/1984	Active	18	0	1	-1	-5.26%	19	37	3			R P,T,VP,SC	9			
68553	MANIMALA CENTRAL	04/15/2003	Active	20	0	0	0	0.00%	20		12			N S,T,SC	9			
	Exc Award (06/30/2017)																	
147890	Manjoor	08/23/2021	Active(1)	18	0	2	-2	-10.00%	20	3	5		2	N VP	3			
132004	Mannanam	07/04/2017	Active	25	6	4	2	8.70%	23	4	1			N T,SC	4			
	Exc Award (06/30/2018)																	
36779	MANNAR	03/05/1979	Active	29	2	6	-4	-12.12%	33	5	1			N	6		\$1,377.65	
	Exc Award (06/30/2017, 06/30/2023, 06/30/20)																	
99800	MANNAR ROYAL	06/28/2007	Active	41	2	1	1	2.50%	41	18	0			N	3		\$116.61	
	Exc Award (06/30/2017, 06/30/2018, 06/30/20)																	
62156	MARANGATTUPALLY	06/22/1999	Active	40	0	1	-1	-2.44%	50	8	1			R VP	7			
	Exc Award (06/30/2017, 06/30/2018)																	
26709	MAVELIKARA	02/09/1964	Active	40	3	1	2	5.26%	41	28	1			R	6		\$11,169.89	
	Exc Award (06/30/2024)																	
52386	MAVELIKKARA GREATER	01/02/1992	Active	34	1	1	0	0.00%	34	2	6		3	N	9			
	Exc Award (06/30/2017)																	
106707	MONIPPALLY	10/02/2009	Active	18	0	0	0	0.00%	18		0			R M,SC	8			
	Exc Award (06/30/2018)																	
118778	MUNDAKAYAM	02/13/2013	Active	17	0	2	-2	-10.53%	19	9	4		None	R P,SC	20			
	Exc Award (06/30/2018)																	
149353	Nedumkunnam	12/22/2021	Active(2)	16	0	5	-5	-23.81%	21	3	0			N M	7			
117886	NEDUMPROM	09/25/2012	Active	24	2	0	2	9.09%	22		6			N VP	5		\$434.23	



Club Health Assessment for District 318 B through April 2025

			Status	Membership							Reports					Finance	LCIF
Club Number	Club Name	Charter Date		Current Member Count	YTD Members Added	YTD Members Dropped	YTD Net Growth	YTD Net Growth%	Member Count 12 Months Ago	Avg. length of service for dropped members	Months Since Last MMR ***	Yrs. Since Last Officer Report	President Rotation	Vice President Reported ****	Months Since Last Activity Report ***	Account Balance	Donations for current Fiscal Year
			Number of times on status quo within last two years	If below 15 members appears				If net loss is greater than 20% appears			If no report in 3 months appears in	When more than one year appears in	Number of repeat terms	Notes the officers that do not have an active	If no report at 12 months red		
108445	NEENDOOR	05/25/2010	Active	27	0	0	0	0.00%	26		0			N	P,S,T,SC	9	\$149.66
	Exc Award (06/30/2018)																
62785	PAIKA	02/09/2000	Active(1)	22	2	1	1	4.76%	21	13	7		2	N	P,M,VP	9	
154091	Paika Central	04/03/2023	Active	43	0	0	0	0.00%	43		0				T,M,VP,SC	1	
78001	PAIKA IMPACT	12/29/2003	Active	15	0	5	-5	-25.00%	20	7	1		2	R	P,T,M,SC	7	
	Exc Award (06/30/2018)																
68559	PALA CENTRAL	04/15/2003	Active	34	0	3	-3	-8.11%	37	11	0			N		20	
108529	PALA METRO	06/02/2010	Active	33	0	1	-1	-2.94%	34	11	4			R	VP	8	
	Exc Award (06/30/2018)																
61252	PALA SPICE VALLEY	11/16/1998	Active	85	0	1	-1	-1.16%	101	9	2		2		M,VP,SC	7	
	Exc Award (06/30/2017, 06/30/2018)																
125937	Pala Town	10/07/2015	Active	22	3	1	2	10.00%	20	1	1			R	T,SC	8	\$838.57
	Exc Award (06/30/2018)																
142108	Pala Town Royal	07/09/2020	Active(2)	18	11	11	0	0.00%	18	4	4		2		M,VP,SC	9	
28240	PALAI	03/27/1974	Active	86	0	9	-9	-9.47%	95	19	4			N		20	
	Exc Award (06/30/2018, 06/30/2020)																
67114	PALLICKATHODU	01/15/2003	Cancelled(8*)	0	0	16	-16	-100.00%	16	14	14		None		P,S,T,M,VP SC	8	90+ Days
61156	PAMPADY	09/25/1998	Active	28	0	1	-1	-3.45%	29	5	7			N	T	8	\$224.40
26716	PANDALAM	11/03/1969	Active	39	5	0	5	14.71%	36		1			R	M,VP	3	\$838.57
	Exc Award (06/30/2017, 06/30/2018, 06/30/20)																
150054	Pandalam Kings	02/28/2022	Active	34	9	0	9	36.00%	25		3			N		7	\$475.59
	Exc Award (06/30/2024)																
132357	Pandalam Queens	08/28/2017	Active	30	9	7	2	7.14%	28	2	1				VP,SC	4	\$425.28
	Exc Award (06/30/2018, 06/30/2023, 06/30/20)																
131352	Pathanamthitta Emirates	06/20/2017	Active(1)	41	9	2	7	20.59%	39	3	1			N		0	\$4,978.67
	Exc Award (06/30/2022, 06/30/2023)																
111367	PATHANAMTHITTA ROYAL	07/08/2011	Active(1)	53	11	3	8	17.78%	51	3	4			N	S,VP	4	\$299.52
	Exc Award (06/30/2017)																



Club Health Assessment for District 318 B through April 2025

			Status	Membership							Reports					Finance		LCIF
Club Number	Club Name	Charter Date		Current Member Count	YTD Members Added	YTD Members Dropped	YTD Net Growth	YTD Net Growth%	Member Count 12 Months Ago	Avg. length of service for dropped members	Months Since Last MMR ***	Yrs. Since Last Officer Report	President Rotation	Vice President Reported ****	Months Since Last Activity Report ***	Account Balance	Donations for current Fiscal Year	
			Number of times on status quo within last two years	If below 15 members appears				If net loss is greater than 20% appears			If no report in 3 months appears in	When more than one year appears in	Number of repeat terms	Notes the officers that do not have an active	If no report at 12 months appears in red			
132005	Pravithanam	07/04/2017	Active	17	0	0	0	0.00%	19		10		2	R	2			
	Exc Award (06/30/2018)																	
88815	PUTHUPALLY	06/29/2005	Active	18	3	1	2	12.50%	16	6	1			N M	7			
	Exc Award (06/30/2018)																	
132137	Ramankary	07/04/2017	Active	15	0	0	0	0.00%	15		34			P,S,T,M,VP SC	2			
	Exc Award (06/30/2018)																	
59440	RAMAPURAM	04/25/1997	Active	42	3	2	1	2.44%	40	4	5			N T,M,VP,SC	8		\$1,677.14	
	Exc Award (06/30/2018)																	
143521	Ramapuram Temple Town	11/04/2020	Active	17	0	0	0	0.00%	20		10			N	8			
63592	RANNI CENTRAL	09/25/2000	Active	22	5	2	3	15.79%	19	8	1			R SC	3			
39381	RANNY	01/26/1981	Active	34	1	0	1	3.03%	33		1			N T,M	8			
	Exc Award (06/30/2018)																	
120603	Seethathodu Holy Valley	10/29/2013	Active	23	0	0	0	0.00%	20		4			N P,S,M,SC	8			
	Exc Award (06/30/2018)																	
61193	THADIYOOR	10/19/1998	Active(2)	20	2	1	1	5.26%	19	10	0			N	18			
	Exc Award (06/30/2017)																	
110875	THALAVADY	04/19/2011	Active	18	2	1	1	5.88%	14	1	1			T,M,VP,SC	2			
	Exc Award (06/30/2018)																	
131192	Thelliyoor Centennial	06/13/2017	Active(1)	13	2	7	-5	-27.78%	18	11	6			P,M,VP,SC	3	90+ Days	\$41.86	
144272	Thiruvalla Angels	12/22/2020	Cancelled(8*)	0	1	18	-17	-100.00%	23	3	7		None	P,S,T,M,VP SC	3	90+ Days		
107343	THIRUVALLA DESERT JEWEL	02/23/2010	Active(1)	28	8	6	2	7.69%	24	6	2		2	M,VP,SC	24+			
	Exc Award (06/30/2018)																	
128345	Thiruvalla Town	08/24/2016	Status Quo(3)	22	18	6	12	120.00%	10	7	4		2	N M,SC	24+	90+ Days	\$50.00	
132169	Thiruvanchoor	07/28/2017	Active	21	1	0	1	5.00%	22		6			N P	9			
67079	THOTTAKAD	01/08/2003	Active	19	0	0	0	0.00%	19		8		2	R T,VP,SC	8			
26733	TIRUVALLA	12/08/1963	Active	93	2	0	2	2.20%	78		9			R T,M,VP	7		\$4,483.75	
	Exc Award (06/30/2023)																	
135056	Travancore Emirates	06/13/2018	Active(1)	29	6	0	6	26.09%	40		2			N M,SC	1		\$11,416.46	



Club Health Assessment for District 318 B through April 2025

			Status	Membership							Reports					Finance	LCIF
Club Number	Club Name	Charter Date		Current Member Count	YTD Members Added	YTD Members Dropped	YTD Net Growth	YTD Net Growth%	Member Count 12 Months Ago	Avg. length of service for members	Months Since Last MMR ***	Yrs. Since Last Officer Report	President Rotation	Vice President Reported ****	Months Since Last Activity Report ***	Account Balance	Donations for current Fiscal Year
			Number of times on status quo within last two years	If below 15 members appears				If net loss is greater than 20% appears			If no report in 3 months appears in	When more than one year appears in	Number of repeat terms	Notes the officers that do not have an active	If no report at 12 months appears in red		
Exc Award (06/30/2020, 06/30/2021, 06/30/2022)																	
139114	Travancore Oman	08/20/2019	Active	39	6	2	4	11.43%	35	1	6			N	1		\$4,275.00
Exc Award (06/30/2022, 06/30/2023, 06/30/2024)																	
100934	UZHAVOR CITY	01/03/2008	Active	19	3	0	3	18.75%	16		4		2	S,T,VP,SC	4		
Exc Award (06/30/2017, 06/30/2018)																	
36537	VAIKOM	01/15/1979	Active(1)	19	1	0	1	5.56%	18		1			N	M,VP,SC	2	
Exc Award (06/30/2017, 06/30/2018)																	
66888	VAZHOOR	11/22/2002	Active(1)	9	0	3	-3	-25.00%	12	13	1			N	P,S,T,SC	9	90+ Days
Exc Award (06/30/2017)																	
143818	Vechoor	12/18/2020	Active	29	3	0	3	11.54%	29		1			N	T,M,VP,SC	8	
147547	Veliyanad	07/26/2021	Active	20	0	0	0	0.00%	45		4			N	M,SC	0	
140608	Venmoney	01/13/2020	Active	21	4	1	3	16.67%	18	5	0		6	N	SC	7	

Clubs Cancelled Previous Fiscal Year – Clubs Cancelled within last 12 months may be reinstated

Club Number	Club Name	Charter Date	Current Status*	Cancellation Date
105963	ADOOR ARISTO	06/23/2009	Cancelled(8*)	12/29/2023
144147	Adoor Chaithanya	12/18/2020	Cancelled(8*)	12/29/2023
112056	KOOROPPADA	08/16/2011	Cancelled(8*)	01/29/2024
144364	Kottayam Emirates Pretty Petals	12/31/2020	Cancelled(8*)	12/29/2023
110873	MUTTAR	04/19/2011	Cancelled(8*)	12/29/2023
29338	PONKUNNAM	05/08/1974	Cancelled(8*)	12/29/2023

Current Total Clubs Count	YTD New Clubs Count	YTD Cancelled Clubs Count	YTD Net Club Gain	Current Total Members Count	YTD Add	YTD Drop	YTD Net Growth	YTD Net Growth %	Member Count 12 Months Ago	Average Member Count Per Club	% of Clubs with less than 20 members	% No MMR in 3 Months	% No Officer Report in 12 Months	% of Clubs with balance 90+ days	Number of Clubs in Status Quo	% Status Quo Clubs in Financial Suspension	Number of Cancelled Clubs	Average Cancelled Club Age	Members Lost Due to Cancellation	% of Clubs Cancelled for Non-Financial Reasons
125	8	4	4	3,686	506	262	244	7.09%	3,574	29	26%	47%	2%	6%	1	100%	4	33	65	-150%



Club Health Assessment for District 318 B through April 2025

Club Number Club Name		Charter Date	Status	Membership						Reports				Finance	LCIF		
				Current Member Count	YTD Members Added	YTD Members Dropped	YTD Net Growth	YTD Net Growth%	Member Count 12 Months Ago	Avg. length of service for dropped members	Months Since Last MMR ***	Yrs. Since Last Officer Report	President Rotation	Vice President Reported ****	Months Since Last Activity Report ***	Account Balance	Donations for current Fiscal Year
			Number of times on status quo within last two years	If below 15 members appears				If net loss is greater than 20% appears			If no report in 3 months appears in	When more than one year appears in	Number of repeat terms	Notes the officers that do not have an active	If no report at 12 months appears in red		

* - P - Priority Club. Cancellation Reasons: 1-Objectives/conduct, 2-Non-active club, 5-Non-existing club, 6-Disbanding, 7-Merger, 8-Financial Suspension, 9-District/Multiple District Dues.

** - Abbreviation: P-President, S-Secretary, T-Treasurer, M-Member Chairperson, VP-First Vice President, MC-Communications Chairperson, SC-Service Chairperson

*** - Abbreviation: N/R - Never reported using the Lions Clubs website, N/A - Not applicable, No password registered for the Lions Clubs website.

**** - Abbreviation: N - New, IP - Immediate Past, R - Repeat.



Club Health Assessment for District 318 C through April 2025

			Status	Membership							Reports					Finance		LCIF
Club Number	Club Name	Charter Date		Current Member Count	YTD Members Added	YTD Members Dropped	YTD Net Growth	YTD Net Growth%	Member Count 12 Months Ago	Avg. length of service for dropped members	Months Since Last MMR ***	Yrs. Since Last Officer Report	President Rotation	Vice President Reported ****	Months Since Last Activity Report ***	Account Balance	Donations for current Fiscal Year	
			Number of times on status quo within last two years	If below 15 members appears				If net loss is greater than 20% appears			If no report in 3 months appears in	When more than one year appears in	Number of repeat terms	Notes the officers that do not have appears in an active	If no report at 12 months red			
Clubs less than two years old																		
155515	Cochin Hill Palace	08/28/2023	Cancelled(8*)	0	0	22	-22	-100.00%	24	1	10		None	P,S,T,M,VP SC	8	90+ Days		
171396	Cochin Malabar	04/30/2024	Active	28	0	0	0	0.00%	20		3		None	P,T,M,VP,SC	8			
171824	Cochin Marine Drive	05/28/2024	Active	25	4	20	-16	-39.02%	0	1	0			M,VP,SC	9	90+ Days		
179459	Edappally	02/24/2025	Newly Chartered	20	20	0	20	100.00%	0		2			M,VP,SC	N/R			
155495	Erattayar	09/27/2023	Active	20	0	0	0	0.00%	20		19		2	M,VP,SC	8	90+ Days		
181219	Ernakulam Overseas	04/15/2025	Newly Chartered	20	20	0	20	100.00%	0		0			M,VP,SC	N/R			
156994	Kalady Aircity	12/29/2023	Active	33	0	0	0	0.00%	36		0		2	N	8		\$119.80	
179194	Kalloorkad	12/05/2024	Active	24	24	0	24	100.00%	0		3			M,VP,SC	N/A			
155077	Kanjikuzhi	07/11/2023	Active	37	2	0	2	5.71%	35		7			R	9			
181412	Karayamparambu Royal	03/25/2025	Newly Chartered	29	29	0	29	100.00%	0		1			M,VP,SC	N/A			
153954	Kochi Infopark	05/31/2023	Active	22	3	2	1	4.76%	22	2	0		3	N	3			
173797	Kochi Uptown	09/30/2024	Active	19	21	2	19	100.00%	0	0	2			M,VP,SC	6	90+ Days		
175810	Kochi Virtual	08/09/2024	Active	20	20	0	20	100.00%	0		8			M,VP,SC	6			
156893	Kudayathoor	12/29/2023	Active	20	0	5	-5	-20.00%	25	1	1		2	N	1			
157434	Marayoor Merchants	04/22/2024	Active	20	0	0	0	0.00%	20		12		2		M,VP,SC	6		
174646	Nedumkandam Town	08/07/2024	Active	20	20	0	20	100.00%	0		0			N	1			
156202	Paingottoor	09/30/2023	Active	32	2	0	2	6.67%	30		3		2	M,VP,SC	0			
181369	Thankamany	03/27/2025	Newly Chartered	21	21	0	21	100.00%	0		1			M,VP,SC	N/R			
156336	Thanneermukkom	10/05/2023	Cancelled(8*)	0	0	20	-20	-100.00%	20	1	18	1	None	P,S,T,M,VP SC	N/R	90+ Days		
157027	Thodupuzha Central	12/30/2023	Cancelled(8*)	0	0	20	-20	-100.00%	20	1	16		None	P,S,T,M,VP SC	7	90+ Days		
179646	Thodupuzha Golden	11/21/2024	Active	34	34	0	34	100.00%	0		0			N	0			
177659	Thokkupara	08/27/2024	Cancelled(8*)	0	31	31	0	0.00%	0	0	1		None	P,S,T,M,VP SC	3	90+ Days		



Club Health Assessment for District 318 C through April 2025

			Status	Membership						Reports					Finance		LCIF
Club Number	Club Name	Charter Date		Current Member Count	YTD Members Added	YTD Members Dropped	YTD Net Growth	YTD Net Growth%	Member Count 12 Months Ago	Avg. length of service for dropped members	Months Since Last MMR ***	Yrs. Since Last Officer Report	President Rotation	Vice President Reported ****	Months Since Last Activity Report ***	Account Balance	Donations for current Fiscal Year
			Number of times on status quo within last two years	If below 15 members appears					If net loss is greater than 20% appears		If no report in 3 months appears in	When more than one year appears in	Number of repeat terms	Notes the officers that do not have an active	If no report at 12 months appears in red		
157983	Upputhara	05/06/2024	Active	22	0	0	0	0.00%	0		9		None	P,S,T,M,VP SC	6		
157064	Vandamattom	01/18/2024	Active	24	2	0	2	9.09%	22		0		2	M,VP,SC	0		
156223	Vannappuram Diamonds	09/30/2023	Active	24	5	6	-1	-4.00%	25	1	1		N	SC	0		
Clubs more than two years old																	
66824	ADIMALY	11/13/2002	Active	27	5	0	5	22.73%	22		7		N	P	9		\$838.57
Exc Award (06/30/2024)																	
153910	Alakode Town	03/29/2023	Cancelled(8*)	0	0	25	-25	-100.00%	25	2	4	1	None	P,S,T,M,VP SC	8	90+ Days	
139269	Alappuzha Central	07/22/2019	Active	28	2	0	2	7.69%	27		6		N		8		\$20.00
Exc Award (06/30/2020, 06/30/2022)																	
137339	Alappuzha Non-Resident Indians	03/17/2019	Active(2)	7	0	0	0	0.00%	7		17	1	None	P,S,T,M,VP SC	24+	90+ Days	
26681	ALLEPPEY	10/10/1961	Active	50	9	3	6	13.64%	48	6	0			M,VP,SC	8		
Exc Award (06/30/2017, 06/30/2021)																	
52482	ALLEPPEY GREATER	02/05/1992	Active(1)	37	0	0	0	0.00%	37		20		None	P,S,T,M,VP SC	3		
Exc Award (06/30/2016, 06/30/2019, 06/30/2020)																	
149257	Alleppey Queens	12/24/2021	Active	18	0	0	0	0.00%	18		8			P,M,VP,SC	8		
120187	Alleppey South	08/21/2013	Active	49	10	4	6	13.95%	43	5	3		N	M,VP,SC	1		
Exc Award (06/30/2020, 06/30/2022, 06/30/2023)																	
52172	ALUVA DESOM	11/15/1991	Active	22	3	5	-2	-8.33%	24	7	0		N		0		
Exc Award (06/30/2020, 06/30/2022, 06/30/2023)																	
135487	Aluva Metro	07/09/2018	Active	14	3	0	3	27.27%	11		6			T,M,VP,SC	6		\$419.29
105216	ALUVA TOWN	04/17/2009	Active	17	0	0	0	0.00%	17		2		N	T	2		
Exc Award (06/30/2020)																	
26682	ALWAYE	03/07/1963	Active	33	0	1	-1	-2.94%	34	11	1		2	N	M,SC	7	
Exc Award (06/30/2020)																	
29721	ALWAYE WEST	07/26/1974	Active	40	3	1	2	5.26%	43	5	1			N	T,SC	1	\$838.57
Exc Award (06/30/2016, 06/30/2019, 06/30/2020)																	
56794	AMBALAPUZHA	04/10/1995	Active	40	6	0	6	17.65%	34		2		N	VP	1		\$400.00
Exc Award (06/30/2017, 06/30/2020)																	



Club Health Assessment for District 318 C through April 2025

			Status	Membership						Reports					Finance		LCIF	
Club Number	Club Name	Charter Date		Current Member Count	YTD Members Added	YTD Members Dropped	YTD Net Growth	YTD Net Growth%	Member Count 12 Months Ago	Avg. length of service for dropped members	Months Since Last MMR ***	Yrs. Since Last Officer Report	President Rotation	Vice President Reported ****	Months Since Last Activity Report ***	Account Balance	Donations for current Fiscal Year	
			Number of times on status quo within last two years	If below 15 members appears				If net loss is greater than 20% appears			If no report in 3 months appears in	When more than one year appears in	Number of repeat terms	Notes the officers that do not have an active	If no report at 12 months appears in red			
105666	ANAKKARA	06/03/2009	Active	43	2	0	2	4.88%	43		9			R	P,T,M,SC	8		\$2,216.24
	Exc Award (06/30/2020, 06/30/2022, 06/30/2024)																	
26683	ANGAMALY	01/24/1972	Active	97	1	2	-1	-1.02%	98	3	2				T,M,VP,SC	0		\$838.57
	Exc Award (06/30/2019, 06/30/2020, 06/30/2024)																	
149477	Angamaly Aircity	01/24/2022	Active	33	0	1	-1	-2.94%	37	3	1			N		1		\$628.93
	Exc Award (06/30/2023, 06/30/2024)																	
149087	Aroor	11/29/2021	Cancelled(8*)	0	0	24	-24	-100.00%	24	3	4	1	None		P,S,T,M,VP SC	8	90+ Days	
148958	Avoly	12/02/2021	Active	25	0	0	0	0.00%	25		6			N		9		
	Exc Award (06/30/2023)																	
142862	Bison Valley	09/07/2020	Active	19	2	0	2	11.76%	18		0			N	SC	7		\$119.80
123961	Chelad	01/13/2015	Active	15	0	0	0	0.00%	15		6				M,VP,SC	8		
147916	Cherthala Coir Land	10/21/2021	Active	44	13	2	11	33.33%	33	3	0				M,VP,SC	5		
	Exc Award (06/30/2023)																	
154076	Chettukuzhi	03/29/2023	Active	35	5	0	5	16.67%	30		8			N	SC	8		\$838.57
	Exc Award (06/30/2024)																	
47538	CHOTTANIKARA	06/23/1987	Active	22	1	0	1	4.76%	21		7			N	P,M,SC	8		
	Exc Award (06/30/2023)																	
26690	COCHIN	02/07/1960	Active	40	3	9	-6	-13.04%	46	16	0			N	M,VP	0		\$838.57
	Exc Award (06/30/2019, 06/30/2023)																	
103636	COCHIN HI TECH CITY	09/11/2008	Active(1)	14	0	0	0	0.00%	19		7		2		P,T,M,VP,SC	19		\$838.57
56719	COCHIN CENTRAL	03/24/1995	Active	28	3	0	3	12.00%	25		2			N	M,SC	0		
	Exc Award (06/30/2020, 06/30/2023, 06/30/2024)																	
26691	COCHIN EAST	09/25/1969	Active(2)	59	3	4	-1	-1.67%	67	18	0		2	R	M,VP	8		
	Exc Award (06/30/2018, 06/30/2020)																	
61688	COCHIN ELITES	03/26/1999	Active	26	1	4	-3	-10.34%	29	10	0				M,VP,SC	2		
	Exc Award (06/30/2021, 06/30/2022, 06/30/2024)																	
150962	Cochin Empire	06/02/2022	Active	41	1	2	-1	-2.38%	46	4	2			N		2		\$1,155.46
	Exc Award (06/30/2023)																	



Club Health Assessment for District 318 C through April 2025

			Status	Membership							Reports					Finance		LCIF
Club Number	Club Name	Charter Date		Current Member Count	YTD Members Added	YTD Members Dropped	YTD Net Growth	YTD Net Growth%	Member Count 12 Months Ago	Avg. length of service for dropped members	Months Since Last MMR ***	Yrs. Since Last Officer Report	President Rotation	Vice President Reported ****	Months Since Last Activity Report ***	Account Balance	Donations for current Fiscal Year	
			Number of times on status quo within last two years	If below 15 members appears					If net loss is greater than 20% appears		If no report in 3 months appears in	When more than one year appears in	Number of repeat terms	Notes the officers that do not have an active	If no report at 12 months appears in red			
109367	COCHIN GATEWAY	09/28/2010	Active	36	4	4	0	0.00%	34	8	1			N	1			
Exc Award (06/30/2019, 06/30/2023, 06/30/2025)																		
39492	COCHIN GREATER	02/10/1981	Active	32	1	1	0	0.00%	33	31	0			M,VP,SC	9		\$1,227.91	
Exc Award (06/30/2020)																		
68828	COCHIN IMPACT	05/22/2003	Active	26	8	2	6	30.00%	20	4	1			M,VP,SC	0			
Exc Award (06/30/2019, 06/30/2020)																		
84909	COCHIN METRO CITY	02/24/2005	Active	30	11	2	9	42.86%	25	3	0			P,VP,SC	6		\$838.57	
64631	COCHIN MIDTOWN	08/16/2001	Active	27	8	0	8	42.11%	20		4			T,M,VP,SC	8		\$4,650.17	
152899	Cochin Overseas	10/28/2022	Active	32	9	8	1	3.23%	31	2	0		3	M,VP,SC	8			
62525	COCHIN PALACE CITY	11/23/1999	Active	30	0	0	0	0.00%	33		10			VP,SC	7			
102490	COCHIN PRIDE	06/20/2008	Active	39	5	5	0	0.00%	39	4	2			T,M,VP,SC	7		\$838.57	
Exc Award (06/30/2019, 06/30/2023)																		
57099	COCHIN QUEEN CITY	06/21/1995	Active	38	2	1	1	2.70%	38	9	3			M,VP,SC	1		\$838.57	
Exc Award (06/30/2017, 06/30/2020, 06/30/2025)																		
64220	COCHIN RENAISSANCE	04/30/2001	Active	28	2	0	2	7.69%	26		2			M,VP,SC	9			
Exc Award (06/30/2020)																		
87796	COCHIN SMART CITY	04/14/2005	Active	37	4	0	4	12.12%	33		8			N	SC	6	\$3,354.28	
Exc Award (06/30/2019, 06/30/2021, 06/30/2025)																		
26692	COCHIN SOUTH	02/20/1973	Active	77	6	3	3	4.05%	81	9	0			N	P,T,M,SC	8	\$838.57	
Exc Award (06/30/2018, 06/30/2019, 06/30/2020)																		
153482	Cochin Young Stars	03/24/2023	Active(1)	21	21	21	0	0.00%	21	3	3		2	M,VP,SC	8	90+ Days		
143584	Edathala	12/01/2020	Active	20	3	0	3	17.65%	17		8			N		4		
Exc Award (06/30/2023)																		
61675	ELANJI	03/23/1999	Active	40	0	3	-3	-6.98%	44	5	6			N	M,SC	0	\$239.59	
Exc Award (06/30/2022, 06/30/2023)																		
139756	Enanalloor	09/18/2019	Active	35	7	0	7	25.00%	26		7			N	SC	2	\$958.38	
Exc Award (06/30/2021)																		
31062	ERNAKULAM	06/30/1975	Active	35	12	1	11	45.83%	24	47	1		3	N	SC	9		



Club Health Assessment for District 318 C through April 2025

			Status	Membership							Reports					Finance		LCIF
Club Number	Club Name	Charter Date		Current Member Count	YTD Members Added	YTD Members Dropped	YTD Net Growth	YTD Net Growth%	Member Count 12 Months Ago	Avg. length of service for dropped members	Months Since Last MMR ***	Yrs. Since Last Officer Report	President Rotation	Vice President Reported ****	Months Since Last Activity Report ***	Account Balance	Donations for current Fiscal Year	
			Number of times on status quo within last two years	If below 15 members appears				If net loss is greater than 20% appears			If no report in 3 months appears in	When more than one year appears in	Number of repeat terms	Notes the officers that do not have an active	If no report at 12 months appears in red			
148966	Ernakulam Karuthal Ladies	11/15/2021	Cancelled(8*)	0	0	20	-20	-100.00%	20	3	4	1	None	P,S,T,M,VP SC	6	90+ Days		
102907	EROOR	06/28/2008	Active(1)	19	2	0	2	11.76%	23		8		N	P,T,M,VP	8			
117709	IDUKKI	08/24/2012	Active	40	1	0	1	2.56%	39		0		N		0		\$838.57	
	Exc Award (06/30/2023, 06/30/2024)																	
98552	KAKKANAD	02/13/2007	Active	11	0	0	0	0.00%	11		12		None	P,S,T,M,VP SC	8			
104491	KALADY	01/22/2009	Active	45	5	1	4	9.76%	41	16	0		N	M,SC	8		\$1,918.29	
	Exc Award (06/30/2021, 06/30/2023, 06/30/2024)																	
43567	KALAMASSERY	02/01/1984	Active(1)	18	0	0	0	0.00%	18		1		R		7			
104003	KANJOOR	11/20/2008	Active	18	1	5	-4	-18.18%	22	6	3			M,VP,SC	2	90+ Days		
104331	KARAYAMPARAMBU	01/08/2009	Active	40	1	1	0	0.00%	42	6	0		2	N	3			
	Exc Award (06/30/2023)																	
130618	Karimannoor	04/05/2017	Active	37	4	1	3	8.82%	34	7	0		N	M	0			
	Exc Award (06/30/2021, 06/30/2023)																	
152248	Karimannoor Royal	08/29/2022	Active(2)	25	7	8	-1	-3.85%	26	2	5			M,VP,SC	0			
	Exc Award (06/30/2024)																	
68620	KARIMKUNNAM	04/15/2003	Active	34	3	3	0	0.00%	34	19	0			T,M,VP,SC	8			
148119	Karimughal	09/07/2021	Active	27	0	2	-2	-6.90%	25	2	5			T,M,VP,SC	9		\$239.59	
	Exc Award (06/30/2024)																	
63704	KARUKUTTY	11/20/2000	Active	73	13	0	13	21.67%	62		2		N	T	1		\$838.57	
	Exc Award (06/30/2023)																	
39658	KATTAPPANA	03/23/1981	Active	88	8	0	8	10.00%	82		2			P,T,M,VP,SC	0		\$3,108.70	
	Exc Award (06/30/2019, 06/30/2020, 06/30/2021)																	
99418	KATTAPPANA CARDAMOM VALLEY	05/18/2007	Active	37	2	0	2	5.71%	35		0		N		3		\$8,888.87	
	Exc Award (06/30/2020, 06/30/2023)																	
99417	KATTAPPANA ELITES	05/18/2007	Active	19	0	0	0	0.00%	19		0			M,VP,SC	8			
138293	Kattappana Green City	06/10/2019	Active	21	6	0	6	40.00%	15		8		2	T,M,VP,SC	8			
107342	KATTAPPANA TOWN	02/01/2010	Active	26	0	2	-2	-7.14%	28	3	4		N	T,VP	8			
	Exc Award (06/30/2023)																	



Club Health Assessment for District 318 C through April 2025

			Status	Membership							Reports					Finance	LCIF
Club Number	Club Name	Charter Date		Current Member Count	YTD Members Added	YTD Members Dropped	YTD Net Growth	YTD Net Growth%	Member Count 12 Months Ago	Avg. length of service for dropped members	Months Since Last MMR ***	Yrs. Since Last Officer Report	President Rotation	Vice President Reported ****	Months Since Last Activity Report ***	Account Balance	Donations for current Fiscal Year
			Number of times on status quo within last two years	If below 15 members appears				If net loss is greater than 20% appears			If no report in 3 months appears in	When more than one year appears in	Number of repeat terms	Notes the officers that do not have an active	If no report at 12 months red		
107769	KIZHAKKAMBALAM	03/09/2010	Active	21	4	0	4	23.53%	23		0		2	M,VP,SC	8		
	Exc Award (06/30/2020)																
65478	KOCHI AIRPORT	06/13/2002	Active	65	0	0	0	0.00%	67		7			N	5		\$838.57
	Exc Award (06/30/2017, 06/30/2019, 06/30/2020)																
152264	Kochi Mariners	08/30/2022	Active	15	8	4	4	36.36%	22	2	0			M,VP,SC	8		
149066	Kochi Media Person	11/24/2021	Cancelled(8*)	0	0	18	-18	-100.00%	19	2	4		None	P,S,T,M,VP SC	9	90+ Days	
150756	Kochi Muscat NRIs	06/20/2022	Status Quo	30	0	0	0	0.00%	30		30	2	None	P,S,T,M,VP SC	24+		
26700	KOLENCHERRY	02/23/1972	Active	84	6	2	4	5.00%	86	6	1			R	3		\$1,677.14
	Exc Award (06/30/2018, 06/30/2019, 06/30/2020)																
67109	KOONAMMAVU	01/15/2003	Active	48	2	0	2	4.35%	46		1			T,M,VP,SC	3		\$1,491.46
	Exc Award (06/30/2019, 06/30/2020, 06/30/2021)																
29333	KOOTHATTUKULAM	05/08/1974	Active	111	16	4	12	12.12%	101	10	6		3	N	2		\$1,138.55
	Exc Award (06/30/2019, 06/30/2020, 06/30/2021)																
29334	KOTHAMANGALAM	05/03/1974	Active	97	3	7	-4	-3.96%	96	29	0			VP,SC	0		\$838.57
	Exc Award (06/30/2019, 06/30/2024)																
138652	Kothamangalam East	06/19/2019	Active	34	8	0	8	30.77%	26		1			T,M,VP,SC	1		
110654	KOTHAMANGALAM GREATER	03/24/2011	Active	59	3	0	3	5.36%	57		1			N	2		\$299.49
	Exc Award (06/30/2019, 06/30/2020, 06/30/2021)																
126630	Kothamangalam Town	02/29/2016	Active	31	0	0	0	0.00%	29		9			N	1		
	Exc Award (06/30/2020, 06/30/2021)																
121192	Kottappady	01/22/2014	Active	19	4	3	1	5.56%	18	9	0			M,VP,SC	6		
154100	Kunchithanny	03/31/2023	Active	32	3	1	2	6.67%	30	1	0			M,VP,SC	7		
152284	Kuruvilacity	08/31/2022	Active	26	6	2	4	18.18%	22	2	6			M,VP,SC	9		
145697	Malayattoor Hill Valley	04/07/2021	Active	27	2	0	2	8.00%	25		1			N	5		
	Exc Award (06/30/2024)																
103562	MANJAPRA	09/08/2008	Active(1)	41	0	0	0	0.00%	41		2			M,VP,SC	0		\$554.66
	Exc Award (06/30/2020, 06/30/2023)																
150370	Maradu	04/08/2022	Active	28	3	1	2	7.69%	23	2	0			R	1		\$101.83



Club Health Assessment for District 318 C through April 2025

			Status	Membership							Reports					Finance	LCIF
Club Number	Club Name	Charter Date		Current Member Count	YTD Members Added	YTD Members Dropped	YTD Net Growth	YTD Net Growth%	Member Count 12 Months Ago	Avg. length of service for dropped members	Months Since Last MMR ***	Yrs. Since Last Officer Report	President Rotation	Vice President Reported ****	Months Since Last Activity Report ***	Account Balance	Donations for current Fiscal Year
			Number of times on status quo within last two years	If below 15 members appears				If net loss is greater than 20% appears			If no report in 3 months appears in	When more than one year appears in	Number of repeat terms	Notes the officers that do not have an active	If no report at 12 months appears in red		
Exc Award (06/30/2023, 06/30/2024)																	
150990	Mattancherry Heritage	06/20/2022	Active	21	2	3	-1	-4.55%	22	2	1			P,T,M,VP,SC	6		
149245	Mekkad	05/09/2022	Active	21	11	0	11	110.00%	14		2		N		1		
67553	MOOKKANNUR	03/20/2003	Active	35	0	0	0	0.00%	37		6		N	SC	9		
Exc Award (06/30/2019, 06/30/2020, 06/30/2021)																	
102906	MOOTHAKUNNAM	06/28/2008	Active	38	0	0	0	0.00%	41		9		N	T	5		
Exc Award (06/30/2019, 06/30/2021, 06/30/2022)																	
148055	Muhamma	09/09/2021	Active	60	7	4	3	5.26%	60	3	1		N		2		
Exc Award (06/30/2023)																	
144509	Mulanthuruthy Central	01/04/2021	Active	46	12	4	8	21.05%	39	6	1		N	M,SC	0		\$100.63
Exc Award (06/30/2022, 06/30/2023, 06/30/2024)																	
40079	MUNNAR	06/19/1981	Active	23	6	0	6	35.29%	17		9			M,VP,SC	0		\$3,354.28
135757	Munnar Gateway	07/22/2018	Active	22	10	0	10	83.33%	12		6			M,VP,SC	6		\$1,677.14
106467	MURIKASSERY	08/31/2009	Active	31	3	3	0	0.00%	31	5	9		R	T,M,SC	7		\$239.59
Exc Award (06/30/2019)																	
132503	Muthalakodam	08/28/2017	Active	27	0	0	0	0.00%	27		0			P,T,M,VP,SC	0		
Exc Award (06/30/2023)																	
104201	MUTTON	12/22/2008	Active	20	0	0	0	0.00%	20		5			M,VP,SC	0		
29336	MUVATTUPUZHA	05/08/1974	Active	130	0	0	0	0.00%	130		10			T,M,VP,SC	6		
Exc Award (06/30/2019, 06/30/2023)																	
118510	MUVATTUPUZHA GLOBAL VILLAGE	12/26/2012	Active	26	2	6	-4	-13.33%	30	3	1		N	M,VP,SC	1		\$539.09
Exc Award (06/30/2020, 06/30/2023)																	
51321	NARAKKAL	02/13/1991	Active	28	0	0	0	0.00%	27		10		R	P,S,T,SC	9		
Exc Award (06/30/2020)																	
106873	NEDUMBASSERY GREATER	11/11/2009	Active	34	0	0	0	0.00%	37		1		N		3		
Exc Award (06/30/2017, 06/30/2023, 06/30/2024)																	
99644	NEDUMKANDAM GREATER	06/14/2007	Active	28	0	0	0	0.00%	28		1		N	T,VP,SC	8		
Exc Award (06/30/2019, 06/30/2023, 06/30/2024)																	



Club Health Assessment for District 318 C through April 2025

			Status	Membership						Reports					Finance		LCIF
Club Number	Club Name	Charter Date		Current Member Count	YTD Members Added	YTD Members Dropped	YTD Net Growth	YTD Net Growth%	Member Count 12 Months Ago	Avg. length of service for dropped members	Months Since Last MMR ***	Yrs. Since Last Officer Report	President Rotation	Vice President Reported ****	Months Since Last Activity Report ***	Account Balance	Donations for current Fiscal Year
			Number of times on status quo within last two years	If below 15 members appears				If net loss is greater than 20% appears			If no report in 3 months appears in	When more than one year appears in	Number of repeat terms	Notes the officers that do not have an active	If no report at 12 months appears in red		
63707	NEDUMKANDOM	11/20/2000	Active	31	1	0	1	3.33%	30		7			R	S,T,M	8	
Exc Award (06/30/2019)																	
153953	Okkal Periyar	03/31/2023	Active	25	0	0	0	0.00%	25		12		3		M,VP,SC	7	
118786	PALLIKKARA	02/14/2013	Active	22	3	1	2	10.00%	20	12	5			N	T,SC	6	
Exc Award (06/30/2020)																	
134244	Pampakuda	03/28/2018	Active	24	8	0	8	50.00%	16		0		2	R	T,M,SC	6	
Exc Award (06/30/2020)																	
54682	PARAVOOR NORTH	06/28/1993	Active	55	16	0	16	41.03%	41		0			N	T,M	0	\$1,677.15
Exc Award (06/30/2023)																	
138593	Paravur Royal Muziris	06/17/2019	Active	29	3	0	3	11.54%	28		1			N		0	
Exc Award (06/30/2020, 06/30/2021, 06/30/2022)																	
29331	PARAVUR TOWN	05/08/1974	Active	47	5	0	5	11.90%	46		1				S,T,M,VP,SC	14	
Exc Award (06/30/2021)																	
142107	Pazhanganad	08/06/2020	Active	21	4	4	0	0.00%	21	4	1		2		M,VP,SC	6	
Exc Award (06/30/2023)																	
67092	PERIYAR THEKKADY	01/08/2003	Active	32	5	0	5	18.52%	26		6		2		M,VP,SC	6	
Exc Award (06/30/2019)																	
26721	PERUMBAVOOR	05/07/1970	Active	143	0	3	-3	-2.05%	146	5	6			N	T,VP	0	\$838.58
Exc Award (06/30/2019, 06/30/2020, 06/30/2021, 06/30/2022)																	
102905	PIRAVOM	06/28/2008	Active	20	4	0	4	25.00%	16		7				S,T,M,VP,SC	4	
Exc Award (06/30/2018, 06/30/2023)																	
135467	Poopara	07/22/2018	Active	27	0	2	-2	-6.90%	29	5	6				M,VP,SC	6	\$838.57
139277	Pukkattupady	07/23/2019	Active	30	4	0	4	15.38%	33		0			R		1	
Exc Award (06/30/2020, 06/30/2022, 06/30/2023)																	
97154	PUNNAPRA	05/18/2006	Active	34	0	6	-6	-15.00%	40	6	2			N	M,SC	0	\$534.29
Exc Award (06/30/2016, 06/30/2020, 06/30/2021, 06/30/2022)																	
121365	Puthencruz	02/12/2014	Active	27	5	0	5	22.73%	20		1				M,VP,SC	20	
Exc Award (06/30/2015, 06/30/2023)																	
126122	Puthenvelikara	12/08/2015	Active(1)	27	0	0	0	0.00%	31		10				M,VP,SC	9	90+ Days



Club Health Assessment for District 318 C through April 2025

			Status	Membership							Reports					Finance	LCIF		
Club Number	Club Name	Charter Date		Current Member Count	YTD Members Added	YTD Members Dropped	YTD Net Growth	YTD Net Growth%	Member Count 12 Months Ago	Avg. length of service for dropped members	Months Since Last MMR ***	Yrs. Since Last Officer Report	President Rotation	Vice President Reported ****	Months Since Last Activity Report ***	Account Balance	Donations for current Fiscal Year		
			Number of times on status quo within last two years	If below 15 members appears					If net loss is greater than 20% appears					If no report in 3 months appears in	When more than one year appears in	Number of repeat terms	Notes the officers that do not have an active	If no report at 12 months appears in red	
Exc Award (06/30/2019)																			
130487	Rajakad	03/21/2017	Active	56	0	0	0	0.00%	56		9				M,VP,SC	5		\$1,916.79	
Exc Award (06/30/2021, 06/30/2023)																			
148935	Rajakumari North	11/22/2021	Active	26	1	0	1	4.00%	25		6			N	T,M,VP,SC	3		\$2,515.71	
107898	RAJAKUMARY	03/26/2010	Active	26	0	1	-1	-3.70%	27	15	4		2	N	P,VP,SC	9		\$599.04	
Exc Award (06/30/2023)																			
153715	Ramamangalam	02/27/2023	Active	28	7	1	6	27.27%	25	0	1		3	N	S,T,M,VP,SC	6			
143262	Senapathy	10/19/2020	Active	32	6	1	5	18.52%	30	4	3				M,VP,SC	5		\$838.57	
Exc Award (06/30/2023)																			
26727	SHERTALLY	03/22/1967	Active	32	0	1	-1	-3.03%	33	10	0			N	SC	0			
Exc Award (06/30/2020)																			
135427	Thiruvaniyoor	07/22/2018	Active	77	8	0	8	11.59%	69		8			N	S,T,M,VP,SC	9		\$2,515.71	
Exc Award (06/30/2020, 06/30/2022, 06/30/2023)																			
152285	Thiruvaniyoor City	08/31/2022	Cancelled(6*)	0	0	0	0	0.00%	20		10		None		P,S,T,M,VP SC	N/A	90+ Days		
26731	THODUPUZZHA	10/21/1969	Active	136	0	0	0	0.00%	138		9			N		7			
Exc Award (06/30/2021, 06/30/2023)																			
138657	Thodupuzha East	06/19/2019	Active	21	2	1	1	5.00%	37	6	0				T,M,VP,SC	7			
Exc Award (06/30/2020, 06/30/2023)																			
110500	THODUPUZZHA ELITE	03/28/2011	Active	40	8	0	8	25.00%	32		0			R	VP,SC	1		\$838.57	
Exc Award (06/30/2023)																			
132814	Thodupuzha Metro	10/16/2017	Active	67	7	0	7	11.67%	60		2			N	S,T,M,SC	0		\$838.57	
Exc Award (06/30/2022, 06/30/2023)																			
99784	THODUPUZZHA RIVER VALLEY	06/28/2007	Active	37	2	0	2	5.71%	35		1				S,M,VP,SC	0			
Exc Award (06/30/2020, 06/30/2021, 06/30/2023)																			
129087	Thodupuzha Town	10/12/2016	Active	17	0	0	0	0.00%	20		0		2		M,VP,SC	0			
Exc Award (06/30/2023)																			
117724	THOPRAMKUDY	08/27/2012	Active	24	1	0	1	4.35%	23		8			N	P,T,M,SC	6			
Exc Award (06/30/2023)																			



Club Health Assessment for District 318 C through April 2025

			Status	Membership							Reports					Finance	LCIF
Club Number	Club Name	Charter Date		Current Member Count	YTD Members Added	YTD Members Dropped	YTD Net Growth	YTD Net Growth%	Member Count 12 Months Ago	Avg. length of service for dropped members	Months Since Last MMR ***	Yrs. Since Last Officer Report	President Rotation	Vice President Reported ****	Months Since Last Activity Report ***	Account Balance	Donations for current Fiscal Year
			Number of times on status quo within last two years	If below 15 members appears				If net loss is greater than 20% appears			If no report in 3 months appears in	When more than one year appears in	Number of repeat terms	Notes the officers that do not have an active	If no report at 12 months appears in red		
42915	THRIKKAKARA	06/20/1983	Active	36	2	1	1	2.86%	35	31	1		2	R	6		\$539.08
	Exc Award (06/30/2023)																
152286	Thrikkakara Greater	08/31/2022	Cancelled(8*)	0	9	27	-18	-100.00%	20	2	4		None	P,S,T,M,VP SC	6	90+ Days	
101087	THURAVOOR	01/24/2008	Active	56	0	0	0	0.00%	57		2			T,M,VP,SC	5		\$1.20
	Exc Award (06/30/2017, 06/30/2019, 06/30/2020)																
26735	TRIPUNITHURA	09/24/1973	Active	67	1	0	1	1.52%	58		8			N	S,M,VP	0	
153972	Tripunithura Legends	03/29/2023	Active(1)	16	6	0	6	60.00%	25		8			T,M,VP,SC	6		
110340	TRIPUNITHURA ROYAL	02/11/2011	Active	20	6	2	4	25.00%	16	9	4			M,VP,SC	1		
	Exc Award (06/30/2023)																
137365	Tripunithura South	03/17/2019	Active	26	1	0	1	4.00%	26		9			R	3		
	Exc Award (06/30/2022)																
152956	Udumbannoor Town	11/23/2022	Active	29	5	0	5	20.83%	24		7			N	T	0	90+ Days
130379	Vagamon	03/17/2017	Active	28	6	0	6	27.27%	25		4			M,VP,SC	6		\$1,677.14
	Exc Award (06/30/2020, 06/30/2023)																
136727	Valakam	11/13/2018	Active(1)	16	5	5	0	0.00%	16	6	0			M,VP,SC	6		
	Exc Award (06/30/2020)																
116431	VANNAPPURAM	03/27/2012	Active	23	1	0	1	4.55%	22		5			N	T,M,VP	7	90+ Days
132303	Vannapuram Town	08/18/2017	Active	42	5	2	3	7.69%	39	4	2			N	0		\$797.81
	Exc Award (06/30/2018, 06/30/2021, 06/30/2020)																
61358	VAZHAKULAM PINEAPPLE CITY	12/15/1998	Active	42	0	1	-1	-2.33%	44	26	7			N	P,T,SC	7	\$838.57
124851	Vazhithala	05/12/2015	Active	60	10	0	10	20.00%	48		1			N	P,T,M,SC	2	
	Exc Award (06/30/2020, 06/30/2023)																
128592	Vellaramkunnu	08/24/2016	Active	30	10	0	10	50.00%	22		3			N	T,M,VP,SC	3	\$898.47
	Exc Award (06/30/2020, 06/30/2023)																
96965	VYPIN	04/20/2006	Active	21	2	1	1	5.00%	20	3	2			N	M,VP	0	\$2,336.03
	Exc Award (06/30/2022)																
144379	Vyttila	01/04/2021	Active	21	4	0	4	23.53%	20		9			M,VP,SC	6		



Club Health Assessment for District 318 C through April 2025

			Status	Membership							Reports					Finance	LCIF
Club Number	Club Name	Charter Date		Current Member Count	YTD Members Added	YTD Members Dropped	YTD Net Growth	YTD Net Growth%	Member Count 12 Months Ago	Avg. length of service for dropped members	Months Since Last MMR ***	Yrs. Since Last Officer Report	President Rotation	Vice President Reported ****	Months Since Last Activity Report ***	Account Balance	Donations for current Fiscal Year
			Number of times on status quo within last two years	If below 15 members appears				If net loss is greater than 20% appears			If no report in 3 months appears in	When more than one year appears in	Number of repeat terms	Notes the officers that do not have an active	If no report at 12 months appears in red		

Clubs Cancelled Previous Fiscal Year – Clubs Cancelled within last 12 months may be reinstated

Club Number	Club Name	Charter Date	Current Status*	Cancellation Date
149683	Amballoor	02/16/2022	Cancelled(8*)	12/29/2023
154078	Karayamparambu Bright	03/30/2023	Cancelled(8*)	02/29/2024
117871	KOOVAPPADY	09/25/2012	Cancelled(8*)	12/29/2023
101444	MARAYOOR	03/03/2008	Cancelled(8*)	12/29/2023

Current Total Clubs Count	YTD New Clubs Count	YTD Cancelled Clubs Count	YTD Net Club Gain	Current Total Members Count	YTD Add	YTD Drop	YTD Net Growth	YTD Net Growth %	Member Count 12 Months Ago	Average Member Count Per Club	% of Clubs with less than 20 members	% No MMR in 3 Months	% No Officer Report in 12 Months	% of Clubs with balance 90+ days	Number of Clubs in Status Quo	% Status Quo Clubs in Financial Suspension	Number of Cancelled Clubs	Average Cancelled Club Age	Members Lost Due to Cancellation	% of Clubs Cancelled for Non-Financial Reasons
162	10	10	0	5,702	784	431	353	6.60%	5,454	35	11%	46%	1%	6%	1	0%	10	5	207	-30%

* - P - Priority Club. Cancellation Reasons: 1-Objectives/conduct, 2-Non-active club, 5-Non-existing club, 6-Disbanding, 7-Merger, 8-Financial Suspension, 9-District/Multiple District Dues.

** - Abbreviation: P-President, S-Secretary, T-Treasurer, M-Member Chairperson, VP-First Vice President, MC-Communications Chairperson, SC-Service Chairperson

*** - Abbreviation: N/R - Never reported using the Lions Clubs website, N/A - Not applicable, No password registered for the Lions Clubs website.

**** - Abbreviation: N - New, IP - Immediate Past, R - Repeat.




Club Health Assessment for District 318 D through April 2025

Club Number	Club Name	Charter Date	Status	Membership							Reports					Finance	LCIF
				Current Member Count	YTD Members Added	YTD Members Dropped	YTD Net Growth	YTD Net Growth%	Member Count 12 Months Ago	Avg. length of service for dropped members	Months Since Last MMR ***	Yrs. Since Last Officer Report	President Rotation	Vice President Reported ****	Months Since Last Activity Report ***	Account Balance	Donations for current Fiscal Year
			Number of times on status quo within last two years	If below 15 members appears				If net loss is greater than 20% appears			If no report in 3 months appears	When more than one year appears in	Number of repeat terms	Notes the officers that do not have an active	If no report at 12 months red		
Clubs less than two years old																	
154545	Annamanada	05/30/2023	Active	14	0	2	-2	-12.50%	20	1	5			N	M,SC	9	
180048	Ariyampadam	12/18/2024	Active	22	22	0	22	100.00%	0		3			N	M,SC	2	
155131	Attapadi	07/10/2023	Active	23	0	0	0	0.00%	23		10		2		M,VP,SC	9	
154897	Attappadi Agali	06/22/2023	Cancelled(8*)	0	0	21	-21	-100.00%	21	2	4		None		P,S,T,M,VP SC	9	90+ Days
181322	Chungathara	03/24/2025	Newly Chartered	20	20	0	20	100.00%	0		1				M,VP,SC	N/R	
156685	Dhoni Lead College of Management	11/30/2023	Active(1)	115	142	128	14	13.86%	101	1	3			N	SC	9	
173646	Irinjalakuda Christ College Autonomous	07/22/2024	Active	24	24	0	24	100.00%	0		7				T,M,VP,SC	9	
179910	Irinjalakuda St Josephs College Autonomous	12/18/2024	Active	20	20	0	20	100.00%	0		4				M,VP,SC	N/R	
156173	Irinjalakuda Town	09/29/2023	Active	24	3	1	2	9.09%	26	1	3		2	N	M,SC	6	
156254	Kuttippuram	09/29/2023	Active	41	6	1	5	13.89%	38	1	3		2		M,VP,SC	8	
156282	Mala Mets Group of Institutions	10/05/2023	Active	22	5	3	2	10.00%	20	1	6		2		S,T,M,VP,SC	8	90+ Days
156710	Mannarkkad Kunthipuzha	01/10/2024	Active	22	0	1	-1	-4.35%	23	1	4		2		M,VP,SC	4	
175265	Olavakkode	07/22/2024	Active	36	37	1	36	100.00%	0	0	0			N	M,SC	2	\$1,006.29
155159	Ollur Town	07/31/2023	Active	37	13	7	6	19.35%	31	1	0		2		M,VP,SC	0	\$900.27
180245	Palakkad Galaxy	01/07/2025	Active	20	20	0	20	100.00%	0		1			N	M,VP,SC	1	
179788	Palakkad Legends	11/28/2024	Active	23	23	0	23	100.00%	0		0			N	M,SC	2	
180276	Palakkad Pride	01/13/2025	Active	22	23	1	22	100.00%	0	0	1			N		0	
180609	Palakkad Town	02/10/2025	Newly Chartered	20	20	0	20	100.00%	0		2				T,M,VP,SC	N/R	
180547	Peramangalam	02/20/2025	Newly Chartered	20	20	0	20	100.00%	0		2				M,VP,SC	N/R	
156278	Thiruvalli	10/06/2023	Active	43	7	11	-4	-8.51%	44	1	3		2	R	M,SC	1	
	Exc Award (06/30/2024)																
181602	Thrissur Anglo	04/14/2025	Newly Chartered	30	30	0	30	100.00%	0		0				M,VP,SC	N/R	



Club Health Assessment for District 318 D through April 2025

			Status	Membership						Reports					Finance		LCIF
Club Number	Club Name	Charter Date		Current Member Count	YTD Members Added	YTD Members Dropped	YTD Net Growth	YTD Net Growth%	Member Count 12 Months Ago	Avg. length of service for dropped members	Months Since Last MMR ***	Yrs. Since Last Officer Report	President Rotation	Vice President Reported ****	Months Since Last Activity Report ***	Account Balance	Donations for current Fiscal Year
			Number of times on status quo within last two years	If below 15 members appears				If net loss is greater than 20% appears			If no report in 3 months appears in	When more than one year appears in	Number of repeat terms	Notes the officers that do not have an active	If no report at 12 months appears in red		
155936	Thrissur Fort	09/05/2023	Active	28	5	0	5	21.74%	23		1		2	R	M,SC	9	\$901.46
172059	Thrissur Heritage	06/17/2024	Active	16	0	4	-4	-20.00%	0	1	4		2		VP,SC	N/R	
173269	THRISSUR KINGS	07/05/2024	Active	25	26	1	25	100.00%	0	0	1		2	N	P,M,SC	6	
154894	Thrissur Medical University Town	06/20/2023	Active	25	0	0	0	0.00%	25		1		3	N		5	
179453	Thrissur Paramekkavu College of Arts And Science	11/08/2024	Active	21	21	0	21	100.00%	0		5				VP,SC	2	
155498	Thrissur Sree Vadakkumnathan Round	08/07/2023	Active	28	7	1	6	27.27%	22	1	9		2	N	T,M,SC	1	
157735	Triprayar Temple City	04/10/2024	Active	26	3	0	3	13.04%	23		1			N	SC	1	
158033	Vellangallur Town	05/20/2024	Active	22	6	0	6	37.50%	0		9		2	N	VP	9	
Clubs more than two years old																	
105916	ALAGAPPANAGAR	06/22/2009	Active	29	3	0	3	11.54%	26		0				T,M,VP,SC	0	\$910.45
	Exc Award (06/30/2017, 06/30/2019, 06/30/20																
130218	Alanallur	03/07/2017	Active(2)	25	0	0	0	0.00%	30		10				M,VP,SC	7	\$900.27
	Exc Award (06/30/2018, 06/30/2023)																
93622	ALATHUR	12/07/2005	Active	29	0	0	0	0.00%	29		11			N	S,M,VP,SC	7	
	Exc Award (06/30/2017, 06/30/2019, 06/30/20																
109208	AMALA NAGAR	09/09/2010	Active	70	21	8	13	22.81%	58	6	1			N	S,SC	0	90+ Days
	Exc Award (06/30/2017, 06/30/2019, 06/30/20																
135051	Angadippuram	06/06/2018	Active(1)	8	0	0	0	0.00%	10		9		2		M,VP,SC	9	
	Exc Award (06/30/2019, 06/30/2020)																
130965	Areacode	05/23/2017	Active	24	0	0	0	0.00%	24		5			N	S	7	
	Exc Award (06/30/2019, 06/30/2020, 06/30/20																
110829	ASHTAMICHIRA	04/25/2011	Active	14	0	0	0	0.00%	23		5			N	M	0	
	Exc Award (06/30/2017)																
140451	Calicut University	12/11/2019	Active	47	1	1	0	0.00%	49	1	0			N	M,SC	0	\$610.96
	Exc Award (06/30/2020, 06/30/2021, 06/30/20																
26687	CHALAKUDY	10/29/1968	Active	164	11	2	9	5.81%	149	3	1			N	M,SC	1	\$2,823.00
	Exc Award (06/30/2016, 06/30/2017, 06/30/20																



Club Health Assessment for District 318 D through April 2025

			Status	Membership							Reports					Finance		LCIF
Club Number	Club Name	Charter Date		Current Member Count	YTD Members Added	YTD Members Dropped	YTD Net Growth	YTD Net Growth%	Member Count 12 Months Ago	Avg. length of service for dropped members	Months Since Last MMR ***	Yrs. Since Last Officer Report	President Rotation	Vice President Reported ****	Months Since Last Activity Report ***	Account Balance	Donations for current Fiscal Year	
			Number of times on status quo within last two years	If below 15 members appears					If net loss is greater than 20% appears			If no report in 3 months appears in	When more than one year appears in	Number of repeat terms	Notes the officers that do not have an active	If no report at 12 months appears in red		
42913	CHAVAKKAD	06/20/1983	Active(1)	25	3	3	0	0.00%	25	6	0			N	M,VP	7		\$901.46
Exc Award (06/30/2017, 06/30/2019)																		
117743	CHELAKKARA	08/29/2012	Active	40	7	0	7	21.21%	52		3			N	T,VP,SC	6		\$900.27
Exc Award (06/30/2017, 06/30/2019, 06/30/20																		
144271	Chelari	12/29/2020	Active	18	0	0	0	0.00%	22		10				M,VP,SC	7		
Exc Award (06/30/2022, 06/30/2024)																		
149489	Chelembra	01/25/2022	Active	31	0	0	0	0.00%	31		0			N	M,VP	6		
Exc Award (06/30/2024)																		
59107	CHENTRAPPINNI	02/04/1997	Cancelled(8*)	0	0	12	-12	-100.00%	18	9	4		None		P,S,T,M,VP SC	9	90+ Days	
Exc Award (06/30/2017, 06/30/2019)																		
123764	Cherpulassery	12/09/2014	Active	31	1	0	1	3.33%	32		4			N	M	1		
Exc Award (06/30/2017, 06/30/2018, 06/30/20																		
142582	Cherpulassery Renaissance	08/17/2020	Active	55	11	1	10	22.22%	46	2	1			N	T	0		\$1,731.05
Exc Award (06/30/2021, 06/30/2022, 06/30/20																		
152962	Cherpulassery Town	12/06/2022	Active	33	1	1	0	0.00%	35	12	3				M,VP,SC	1		
Exc Award (06/30/2023)																		
142191	Cherukavu	07/13/2020	Active(1)	15	0	4	-4	-21.05%	19	3	4			N	T,VP	9	90+ Days	
Exc Award (06/30/2021, 06/30/2024)																		
153467	Chethallur	01/18/2023	Active(1)	22	6	0	6	37.50%	27		1			N		1		
108660	CHITILAMCHERY	06/28/2010	Active(1)	24	2	4	-2	-7.69%	26	7	1			N	T,SC	2		
Exc Award (06/30/2017, 06/30/2019)																		
124826	Chittissery	05/07/2015	Active	17	0	0	0	0.00%	18		10				P,M,VP,SC	1		
Exc Award (06/30/2017, 06/30/2019, 06/30/20																		
53339	CHITTUR	06/16/1992	Active	30	5	27	-22	-42.31%	50	8	1			R	T,SC	9		
Exc Award (06/30/2016, 06/30/2019, 06/30/20																		
116462	CHOONDAL	03/29/2012	Active(2)	23	0	0	0	0.00%	21		10		2		M,VP,SC	9		
Exc Award (06/30/2017, 06/30/2019)																		
125844	Edakara	10/13/2015	Active	28	0	2	-2	-6.67%	33	7	1			R		3		
Exc Award (06/30/2017, 06/30/2022, 06/30/20																		



Club Health Assessment for District 318 D through April 2025

			Status	Membership						Reports					Finance		LCIF
Club Number	Club Name	Charter Date		Current Member Count	YTD Members Added	YTD Members Dropped	YTD Net Growth	YTD Net Growth%	Member Count 12 Months Ago	Avg. length of service for dropped members	Months Since Last MMR ***	Yrs. Since Last Officer Report	President Rotation	Vice President Reported ****	Months Since Last Activity Report ***	Account Balance	Donations for current Fiscal Year
			Number of times on status quo within last two years	If below 15 members appears				If net loss is greater than 20% appears			If no report in 3 months appears in	When more than one year appears in	Number of repeat terms	Notes the officers that do not have an active	If no report at 12 months appears in red		
58810	EDAMUTTAM	10/29/1996	Active	24	0	0	0	0.00%	24		8			M,VP,SC	9		
	Exc Award (06/30/2017, 06/30/2024)																
122276	Edappal	05/21/2014	Active	43	4	4	0	0.00%	43	5	0			M,VP,SC	6		
	Exc Award (06/30/2017, 06/30/2019, 06/30/2024)																
136057	Elanad	08/01/2018	Active	24	12	19	-7	-22.58%	31	5	1		N		9		
	Exc Award (06/30/2019, 06/30/2021, 06/30/2024)																
152402	Elinjipra Chowk	01/12/2023	Active	24	3	0	3	14.29%	23		1		N	S	1		\$900.27
	Exc Award (06/30/2024)																
58430	ENGADIYUR	06/12/1996	Active	39	6	0	6	18.18%	34		0		N	VP	2		\$1,006.29
	Exc Award (06/30/2017, 06/30/2019, 06/30/2024)																
133699	Eranaad	01/30/2018	Active	25	0	2	-2	-7.41%	38	8	1		N	M,SC	9		
	Exc Award (06/30/2019, 06/30/2020, 06/30/2024)																
111327	ERUMAPETTY	06/10/2011	Active(1)	13	0	0	0	0.00%	16		0			M,VP,SC	0		
	Exc Award (06/30/2020, 06/30/2021)																
130886	Guruvayoor Temple City	05/15/2017	Active(1)	16	1	2	-1	-5.88%	25	6	0			M,VP,SC	4		
	Exc Award (06/30/2019)																
53768	GURUVAYUR	10/28/1992	Active	94	10	0	10	11.90%	85		0			S,M,VP,SC	5		\$1,827.19
	Exc Award (06/30/2017, 06/30/2019, 06/30/2024)																
137527	Guruvayur Players	06/17/2019	Active(3)	6	0	0	0	0.00%	6		3		2	T,M,VP,SC	8		
142165	Guruvayur Temple Town	07/13/2020	Active(2)	15	4	0	4	36.36%	13		7			T,M,VP,SC	9		
26696	IRINJALAKUDA	01/06/1964	Active	108	5	0	5	4.85%	121		1		N		8		\$2,908.36
	Exc Award (06/30/2018, 06/30/2019, 06/30/2024)																
117192	IRINJALAKUDA WEST	06/18/2012	Active	26	2	0	2	8.33%	24		2			T,M,VP,SC	8		
	Exc Award (06/30/2016, 06/30/2017)																
153203	Kadukutty	12/12/2022	Active	36	0	0	0	0.00%	36		0			S,T,M,VP,SC	9		
	Exc Award (06/30/2024)																
131193	Kalikavu	06/06/2017	Active	23	8	12	-4	-14.81%	27	6	1			P,T,M,VP,SC	0		
	Exc Award (06/30/2019, 06/30/2023)																
95900	KALLADIKODE	02/23/2006	Active(1)	35	6	1	5	16.67%	34	7	1		N	M,VP,SC	1		



Club Health Assessment for District 318 D through April 2025

			Status	Membership							Reports					Finance	LCIF		
Club Number	Club Name	Charter Date		Current Member Count	YTD Members Added	YTD Members Dropped	YTD Net Growth	YTD Net Growth%	Member Count 12 Months Ago	Avg. length of service for dropped members	Months Since Last MMR ***	Yrs. Since Last Officer Report	President Rotation	Vice President Reported ****	Months Since Last Activity Report ***	Account Balance	Donations for current Fiscal Year		
			Number of times on status quo within last two years	If below 15 members appears					If net loss is greater than 20% appears					If no report in 3 months appears in	When more than one year appears in	Number of repeat terms	Notes the officers that do not have an active	If no report at 12 months appears in red	
Exc Award (06/30/2017, 06/30/2023)																			
57542	KALLETUMKARA	11/29/1995	Active(1)	39	1	3	-2	-4.88%	41	6	1			N	M,SC	1		\$305.48	
Exc Award (06/30/2017, 06/30/2019, 06/30/2025)																			
125710	Kallur	09/04/2015	Active(1)	18	1	3	-2	-10.00%	27	7	4			N	P,M,VP	9			
Exc Award (06/30/2017, 06/30/2018, 06/30/2025)																			
150375	Kanipayyur	04/11/2022	Active(2)	8	0	0	0	0.00%	8		11				M,VP,SC	9			
58299	KANJANI	05/23/1996	Active	25	2	0	2	8.70%	23		6		2		M,VP,SC	0			
Exc Award (06/30/2017, 06/30/2019)																			
126440	Kanjany Central	03/01/2016	Active	36	0	0	0	0.00%	40		4			N	M	9			
Exc Award (06/30/2017, 06/30/2022, 06/30/2025)																			
136062	Karukaputhoor	08/07/2018	Active(3)	20	4	0	4	25.00%	20		1			N	M,SC	1		\$901.46	
64834	KARUVANNUR	12/14/2001	Active	27	2	0	2	8.00%	33		9			N	P,T,M	9			
Exc Award (06/30/2017, 06/30/2018, 06/30/2025)																			
57743	KATTOOR	01/05/1996	Active	62	3	2	1	1.64%	61	7	0			N	T,M,SC	0			
Exc Award (06/30/2017, 06/30/2019, 06/30/2025)																			
56873	KECHERY	04/24/1995	Active	17	6	8	-2	-10.53%	18	10	0			N	T,VP,SC	9			
Exc Award (06/30/2017, 06/30/2019, 06/30/2025)																			
46943	KODAKARA	02/09/1987	Active	37	10	2	8	27.59%	24	10	0			N	VP,SC	0		\$856.54	
Exc Award (06/30/2017, 06/30/2019)																			
97347	KODANNUR	06/20/2006	Active	22	2	0	2	10.00%	20		1			N	S,M,SC	0		\$305.48	
Exc Award (06/30/2019, 06/30/2024)																			
26693	KODUNGALLUR	02/02/1969	Active	103	19	0	19	22.62%	113		1			N		1		\$4,524.10	
Exc Award (06/30/2017, 06/30/2022, 06/30/2025)																			
57923	KOMBODINJAMAKKAL	02/29/1996	Active	14	0	4	-4	-22.22%	18	2	0		None	R	P,M	6			
Exc Award (06/30/2023)																			
144199	Kondotty	12/28/2020	Active(1)	20	0	0	0	0.00%	20		6		2		M,VP,SC	9	90+ Days		
128979	Kondotty Town	10/06/2016	Active	16	0	4	-4	-20.00%	20	2	0				T,M,VP,SC	0			
Exc Award (06/30/2017, 06/30/2020, 06/30/2025)																			
136426	Kongad	09/27/2018	Active	78	13	3	10	14.71%	68	4	0			N	T,M,SC	7		\$2,012.58	



Club Health Assessment for District 318 D through April 2025

			Status	Membership							Reports					Finance	LCIF
Club Number	Club Name	Charter Date		Current Member Count	YTD Members Added	YTD Members Dropped	YTD Net Growth	YTD Net Growth%	Member Count 12 Months Ago	Avg. length of service for dropped members	Months Since Last MMR ***	Yrs. Since Last Officer Report	President Rotation	Vice President Reported ****	Months Since Last Activity Report ***	Account Balance	Donations for current Fiscal Year
			Number of times on status quo within last two years	If below 15 members appears				If net loss is greater than 20% appears			If no report in 3 months appears in	When more than one year appears in	Number of repeat terms	Notes the officers that do not have an active	If no report at 12 months appears in red		
51444	KOORKKENCHERY	03/20/1991	Active	40	8	2	6	17.65%	34	17	4			N	T,SC	1	\$413.30
	Exc Award (06/30/2017, 06/30/2019, 06/30/20																
151079	Koppam	06/20/2022	Active(1)	17	0	0	0	0.00%	25		5			N	M	4	90+ Days
57924	KORATTY	02/29/1996	Active	118	5	0	5	4.42%	120		1			N	VP,SC	1	\$1,205.75
	Exc Award (06/30/2017, 06/30/2018, 06/30/20																
64860	KOTTAKKAL HERBAL CITY	12/26/2001	Active	50	3	0	3	6.38%	47		1				M,VP,SC	1	
	Exc Award (06/30/2017, 06/30/2019, 06/30/20																
148127	Kottakkal Town	09/17/2021	Active	5	0	0	0	0.00%	5		9				M,VP,SC	9	
44147	KOZHINJAMPARA	06/28/1984	Active	67	4	1	3	4.69%	68	6	0				S,T,M,VP,SC	1	\$1,006.29
	Exc Award (06/30/2017, 06/30/2018, 06/30/20																
152226	Kumaramputhur	08/22/2022	Active(1)	41	12	5	7	20.59%	33	2	4			N		2	
26703	KUNNAMKULAM	05/29/1965	Active	91	5	7	-2	-2.15%	92	11	0			N		2	\$4,946.39
	Exc Award (06/30/2019, 06/30/2021, 06/30/20																
110719	KURIACHIRA	04/04/2011	Active	43	9	3	6	16.22%	39	1	0				M,VP,SC	8	\$900.87
	Exc Award (06/30/2017, 06/30/2018, 06/30/20																
99866	KUTTIKAD	06/29/2007	Active	69	5	1	4	6.15%	62	17	1				S,T,M,VP,SC	0	
	Exc Award (06/30/2017, 06/30/2019, 06/30/20																
123896	Kuzhalmannam	12/30/2014	Active	39	11	1	10	34.48%	29	0	0			N	T,M,SC	0	
	Exc Award (06/30/2017, 06/30/2019, 06/30/20																
109476	KUZHUR	10/08/2010	Active	16	1	0	1	6.67%	14		0		2	R	S,T,M,VP,SC	0	
	Exc Award (06/30/2017, 06/30/2024)																
29335	MALA	05/03/1974	Active	62	1	6	-5	-7.46%	68	8	2			N	T,M,VP,SC	0	
	Exc Award (06/30/2017, 06/30/2021, 06/30/20																
148241	Malampuzha	09/24/2021	Active(2)	20	35	28	7	53.85%	13	3	0		3	N	VP	8	
125692	Malappuram	09/09/2015	Active	19	0	1	-1	-5.00%	20	2	1				M,VP,SC	4	
	Exc Award (06/30/2017, 06/30/2019, 06/30/20																
153440	Malappuram Up Hill	01/12/2023	Active	43	0	1	-1	-2.27%	46	2	1			N		0	
	Exc Award (06/30/2024)																



Club Health Assessment for District 318 D through April 2025

			Status	Membership							Reports					Finance		LCIF
Club Number	Club Name	Charter Date		Current Member Count	YTD Members Added	YTD Members Dropped	YTD Net Growth	YTD Net Growth%	Member Count 12 Months Ago	Avg. length of service for dropped members	Months Since Last MMR ***	Yrs. Since Last Officer Report	President Rotation	Vice President Reported ****	Months Since Last Activity Report ***	Account Balance	Donations for current Fiscal Year	
			Number of times on status quo within last two years	If below 15 members appears				If net loss is greater than 20% appears			If no report in 3 months appears in	When more than one year appears in	Number of repeat terms	Notes the officers that do not have an active	If no report at 12 months appears in red			
108500	MANAKULANGARA	06/02/2010	Active(1)	13	1	0	1	8.33%	14		2			N	T,SC	4		
Exc Award (06/30/2017, 06/30/2019)																		
58343	MANJERI	05/29/1996	Active	51	0	0	0	0.00%	51		1				P,M,VP,SC	0		
Exc Award (06/30/2017, 06/30/2019, 06/30/20																		
137761	Manjeri Central	04/11/2019	Active	36	12	1	11	44.00%	25	5	0			N		8		
Exc Award (06/30/2020, 06/30/2024)																		
105918	MANJERI TOWN	06/22/2009	Active	29	0	0	0	0.00%	29		10				M,VP,SC	6		
Exc Award (06/30/2017, 06/30/2021, 06/30/20																		
97350	MANNARKKAD	06/20/2006	Active	40	5	2	3	8.11%	36	1	4			N	T,M,VP	9	\$1,016.29	
Exc Award (06/30/2017)																		
42625	MANNUTHY	04/26/1983	Active(1)	32	5	0	5	18.52%	27		0		2		T,M,VP,SC	9		
Exc Award (06/30/2016, 06/30/2017, 06/30/20																		
124357	Mannuthy Agri City	03/13/2015	Active	39	4	0	4	11.43%	35		0			N		8		
Exc Award (06/30/2017, 06/30/2018, 06/30/20																		
108097	MARATHAKKARA	04/13/2010	Active(1)	18	0	0	0	0.00%	18		12				S,T,M,VP,SC	9		
Exc Award (06/30/2017, 06/30/2019, 06/30/20																		
148590	Mayannur	10/18/2021	Active(1)	17	5	15	-10	-37.04%	27	2	4			N	P,T,M	6		
Exc Award (06/30/2023)																		
131169	Melarcode	06/05/2017	Active(1)	18	0	0	0	0.00%	18		9				M,VP,SC	9		
Exc Award (06/30/2019)																		
130362	Melattur	03/20/2017	Active	28	3	5	-2	-6.67%	30	5	0			N	VP	0	\$305.48	
Exc Award (06/30/2019, 06/30/2022, 06/30/20																		
153155	Meloor	12/07/2022	Active	48	5	0	5	11.63%	44		0			N	SC	0		
Exc Award (06/30/2024)																		
148635	Mullurkkara	10/25/2021	Active	21	3	1	2	10.53%	22	3	1			R	VP	2	\$113.56	
Exc Award (06/30/2023)																		
140348	Mundur	12/06/2019	Active	36	0	0	0	0.00%	38		7			N	P,M	2		
Exc Award (06/30/2020, 06/30/2021, 06/30/20																		
137005	Muthuvara	12/26/2018	Active	32	4	0	4	14.29%	26		1		2	R	VP,SC	1		



Club Health Assessment for District 318 D through April 2025

			Status	Membership							Reports					Finance		LCIF
Club Number	Club Name	Charter Date		Current Member Count	YTD Members Added	YTD Members Dropped	YTD Net Growth	YTD Net Growth%	Member Count 12 Months Ago	Avg. length of service for dropped members	Months Since Last MMR ***	Yrs. Since Last Officer Report	President Rotation	Vice President Reported ****	Months Since Last Activity Report ***	Account Balance	Donations for current Fiscal Year	
			Number of times on status quo within last two years	If below 15 members appears					If net loss is greater than 20% appears			If no report in 3 months appears in	When more than one year appears in	Number of repeat terms	Notes the officers that do not have an active	If no report at 12 months appears in red		
Exc Award (06/30/2020, 06/30/2023, 06/30/2024)	144628 Naduvath	12/30/2020	Active	24	2	6	-4	-14.29%	30	3	0			N T	7			
Exc Award (06/30/2023)	153127 Nattika	12/07/2022	Active	29	13	21	-8	-21.62%	37	2	1			N T	4			
Exc Award (06/30/2023)	142106 Nediyruppu	07/09/2020	Active	15	1	10	-9	-37.50%	23	2	1			M,VP,SC	4			
Exc Award (06/30/2021, 06/30/2022, 06/30/2024)	153966 Nemmara	03/27/2023	Active	24	0	0	0	0.00%	24		11		3	T,M,VP,SC	9			
Exc Award (06/30/2017, 06/30/2024)	26712 NILAMBUR	07/20/1972	Active	40	1	1	0	0.00%	39	11	0		2	N M,SC	4			
Exc Award (06/30/2021, 06/30/2024)	131239 Nilambur Teak City	06/09/2017	Active	27	0	1	-1	-3.57%	28	7	5		2	N	2			
Exc Award (06/30/2019, 06/30/2020)	122593 Olarikara	06/23/2014	Cancelled(8*)	0	0	18	-18	-100.00%	18	7	7		None	P,S,T,M,VP SC	9	90+ Days		
Exc Award (06/30/2018, 06/30/2019, 06/30/2020)	26713 OLLUR	01/02/1970	Active	157	15	1	14	9.79%	143	0	0			N M	2		\$3,862.23	
Exc Award (06/30/2017, 06/30/2018, 06/30/2020)	93628 OTTAPALAM	12/16/2005	Active	50	2	0	2	4.17%	49		0			N	0			
Exc Award (06/30/2022)	138335 Palakkad Chamber	06/11/2019	Active	32	16	9	7	28.00%	27	2	3			R M,SC	2	90+ Days		
Exc Award (06/30/2017, 06/30/2019, 06/30/2020)	68626 PALAKKAD CHANDRANAGAR	04/15/2003	Active	57	6	0	6	11.76%	53		1			N	2		\$1,006.29	
Exc Award (06/30/2017, 06/30/2019, 06/30/2020)	153957 Palakkad Dream City	03/30/2023	Active	26	1	1	0	0.00%	28	1	0			N M,VP,SC	0			
Exc Award (06/30/2017, 06/30/2019, 06/30/2020)	60711 PALAKKAD FORT-TOWN	04/28/1998	Active	57	1	2	-1	-1.72%	58	15	2			N	0		\$1,006.29	
Exc Award (06/30/2019, 06/30/2020, 06/30/2023)	129726 Palakkad Heritage City	01/19/2017	Active	50	0	0	0	0.00%	52		10			T,VP	8			
Exc Award (06/30/2022, 06/30/2023)	144952 Palakkad Poly Junction	02/18/2021	Active	28	5	1	4	16.67%	27	2	0			N T,M,SC	0			



Club Health Assessment for District 318 D through April 2025

			Status	Membership							Reports					Finance		LCIF
Club Number	Club Name	Charter Date		Current Member Count	YTD Members Added	YTD Members Dropped	YTD Net Growth	YTD Net Growth%	Member Count 12 Months Ago	Avg. length of service for dropped members	Months Since Last MMR ***	Yrs. Since Last Officer Report	President Rotation	Vice President Reported ****	Months Since Last Activity Report ***	Account Balance	Donations for current Fiscal Year	
			Number of times on status quo within last two years	If below 15 members appears					If net loss is greater than 20% appears		If no report in 3 months appears in	When more than one year appears in	Number of repeat terms	Notes the officers that do not have an active	If no report at 12 months appears in red			
92381	PALAKKAL	12/21/2005	Active(1)	22	0	0	0	0.00%	22		10			M,VP,SC	1			
Exc Award (06/30/2017, 06/30/2019)																		
26715	PALGHAT	04/09/1960	Active	104	7	1	6	6.12%	95	1	1			N	6		\$2,399.52	
Exc Award (06/30/2017, 06/30/2022, 06/30/20																		
66806	PANANCHERY	11/11/2002	Active	56	0	0	0	0.00%	58		5			N	VP	3		
Exc Award (06/30/2019, 06/30/2021, 06/30/20																		
130032	Pandikkad	03/07/2017	Active(1)	21	3	7	-4	-16.00%	25	1	0			R	S,M	3		
Exc Award (06/30/2019, 06/30/2022)																		
116061	PARAPPANANGADI	02/13/2012	Active	32	5	1	4	14.29%	28	12	1				M,VP,SC	1		
Exc Award (06/30/2017, 06/30/2021, 06/30/20																		
120905	Paravattani	12/09/2013	Active	17	2	0	2	13.33%	16		4				M,VP,SC	0		
Exc Award (06/30/2017)																		
148863	Pariyaram	11/24/2021	Active	25	0	1	-1	-3.85%	26	1	1			N		7		
Exc Award (06/30/2024)																		
93623	PATTAMBI	12/19/2005	Active(1)	42	0	0	0	0.00%	41		7			N		8		
Exc Award (06/30/2017, 06/30/2019, 06/30/20																		
127998	Pavaratty	06/23/2016	Active	40	7	1	6	17.65%	33	7	0			N	T,VP	5		
Exc Award (06/30/2017, 06/30/2019, 06/30/20																		
137366	Pavaratty Royal	02/10/2019	Active	26	5	8	-3	-10.34%	24	2	3		3		M,VP,SC	0		
Exc Award (06/30/2023, 06/30/2024)																		
149221	Pazhambalacode	01/18/2022	Active	10	2	1	1	11.11%	7	0	9				VP,SC	9	\$50.00	
Exc Award (06/30/2024)																		
121032	Pazhayannur	12/30/2013	Active	42	3	2	1	2.44%	40	5	1			N		0		
Exc Award (06/30/2019, 06/30/2020, 06/30/20																		
152560	Pazhayannur Town	09/13/2022	Active	26	1	2	-1	-3.70%	30	2	9			N		0		
Exc Award (06/30/2023, 06/30/2024)																		
123993	Peechi Dam	01/19/2015	Active	18	0	0	0	0.00%	21		10				T,M,VP,SC	6	\$360.57	
Exc Award (06/30/2017, 06/30/2019)																		
153156	Perambra Dream City	12/12/2022	Active	74	25	2	23	45.10%	51	2	0				M,VP,SC	1	\$962.56	



Club Health Assessment for District 318 D through April 2025

			Status	Membership							Reports					Finance		LCIF
Club Number	Club Name	Charter Date		Current Member Count	YTD Members Added	YTD Members Dropped	YTD Net Growth	YTD Net Growth%	Member Count 12 Months Ago	Avg. length of service for dropped members	Months Since Last MMR ***	Yrs. Since Last Officer Report	President Rotation	Vice President Reported ****	Months Since Last Activity Report ***	Account Balance	Donations for current Fiscal Year	
			Number of times on status quo within last two years	If below 15 members appears				If net loss is greater than 20% appears			If no report in 3 months appears in	When more than one year appears in	Number of repeat terms	Notes the officers that do not have an active	If no report at 12 months appears in red			
Exc Award (06/30/2024)																		
130518	Perinchery	03/27/2017	Active	32	6	0	6	23.08%	35		8			M,VP,SC	5		\$419.29	
Exc Award (06/30/2019, 06/30/2024)																		
63368	PERINGOTTUKARA	06/26/2000	Active	21	1	4	-3	-12.50%	36	12	1		2	M,VP,SC	6			
Exc Award (06/30/2017, 06/30/2019)																		
56720	PERINJANAM	03/28/1995	Active	69	16	5	11	18.97%	65	15	0			N	S,T,M,VP	9		
Exc Award (06/30/2017, 06/30/2023)																		
26720	PERINTALMANNA	02/13/1970	Active	47	1	9	-8	-14.55%	55	2	0			S,M,VP,SC	9			
Exc Award (06/30/2017, 06/30/2019)																		
109369	PERINTHALMANNA TOWN	09/29/2010	Active	27	0	0	0	0.00%	29		0			M,VP,SC	8			
Exc Award (06/30/2016, 06/30/2017, 06/30/2020)																		
134677	Perinthalmanna Valluvanad	05/07/2018	Active	20	0	0	0	0.00%	19		10			P,T,VP	9	90+ Days		
Exc Award (06/30/2024)																		
61027	PERUMPILAVU	07/06/1998	Active(1)	15	5	1	4	36.36%	11	26	1			M,VP,SC	1			
Exc Award (06/30/2019, 06/30/2024)																		
136092	Peruvanam	09/19/2018	Cancelled(8*)	0	0	13	-13	-100.00%	13	5	4		None	P,S,T,M,VP SC	7	90+ Days		
Exc Award (06/30/2017, 06/30/2019, 06/30/2020)																		
63996	PONANI	02/21/2001	Active	29	0	7	-7	-19.44%	36	5	1			M,VP	0			
Exc Award (06/30/2017, 06/30/2021, 06/30/2020)																		
146252	Pookottumpadam	05/20/2021	Active	28	3	0	3	12.00%	27		1			N	M	0	\$904.46	
Exc Award (06/30/2017, 06/30/2021, 06/30/2020)																		
109315	POOVATHUSSERY	09/24/2010	Active	42	8	4	4	10.53%	44	2	2			N	SC	1	\$900.27	
Exc Award (06/30/2017, 06/30/2021, 06/30/2020)																		
152964	Pulamanthole	11/02/2022	Active	40	3	13	-10	-20.00%	50	2	0			M,VP,SC	7			
Exc Award (06/30/2024)																		
61159	PUNKUNNAM	09/28/1998	Active	20	6	2	4	25.00%	16	18	7			M,VP,SC	9		\$900.27	
Exc Award (06/30/2019)																		
122424	Rajadhani Thrissur	06/13/2014	Active	20	3	0	3	17.65%	29		4			N		2		
Exc Award (06/30/2017, 06/30/2021, 06/30/2020)																		
111202	S N PURAM	06/06/2011	Active	30	0	1	-1	-3.23%	46	4	4			N	T	9		
Exc Award (06/30/2017, 06/30/2018, 06/30/2020)																		



Club Health Assessment for District 318 D through April 2025

			Status	Membership							Reports					Finance		LCIF
Club Number	Club Name	Charter Date		Current Member Count	YTD Members Added	YTD Members Dropped	YTD Net Growth	YTD Net Growth%	Member Count 12 Months Ago	Avg. length of service for dropped members	Months Since Last MMR ***	Yrs. Since Last Officer Report	President Rotation	Vice President Reported ****	Months Since Last Activity Report ***	Account Balance	Donations for current Fiscal Year	
			Number of times on status quo within last two years	If below 15 members appears				If net loss is greater than 20% appears			If no report in 3 months appears in	When more than one year appears in	Number of repeat terms	Notes the officers that do not have an active	If no report at 12 months red			
40966	SHORNUR	02/09/1982	Active	29	2	1	1	3.57%	31	6	1			N	T,M,VP	0		
	Exc Award (06/30/2017, 06/30/2019, 06/30/2020)																	
134118	Sreekrishnapuram	03/19/2018	Active	6	0	2	-2	-25.00%	8	5	2				M,VP,SC	5		
	Exc Award (06/30/2019)																	
118185	THAIKKATTUSSERY	10/29/2012	Active	36	6	0	6	20.00%	30		0			R	VP,SC	9	\$1,006.29	
	Exc Award (06/30/2017, 06/30/2022)																	
60378	THALIKULAM	02/16/1998	Active	54	6	0	6	12.50%	63		0		2	R	T,SC	5	\$1,205.75	
	Exc Award (06/30/2017, 06/30/2018, 06/30/2020)																	
102925	THATTAMANGALAM	06/30/2008	Active	32	0	0	0	0.00%	34		1				M,VP,SC	6		
	Exc Award (06/30/2017, 06/30/2019, 06/30/2020)																	
150297	Thekkumkara Machad	03/28/2022	Active	30	8	4	4	15.38%	27	2	1				S,M,VP,SC	9		
	Exc Award (06/30/2023)																	
108066	THIRUVILWAMALA	04/12/2010	Active	31	10	19	-9	-22.50%	40	3	1			N	S,T	3	\$1,311.77	
	Exc Award (06/30/2017, 06/30/2019, 06/30/2020)																	
123757	Thrissivaperoor Town	12/05/2014	Active(2)	22	0	0	0	0.00%	22		3				M,VP,SC	9	90+ Days	
	Exc Award (06/30/2022)																	
143878	Thrissur Aranattukara	12/22/2020	Cancelled(8*)	0	0	8	-8	-100.00%	8	4	22		None		P,S,T,M,VP SC	8	90+ Days	
122488	Thrissur City	06/17/2014	Active	53	3	6	-3	-5.36%	56	6	1				VP,SC	9		
	Exc Award (06/30/2017, 06/30/2019, 06/30/2020)																	
119128	THRISSUR COSMOS	04/09/2013	Cancelled(8*)	0	0	8	-8	-100.00%	8	16	4		None		P,S,T,M,VP SC	9	90+ Days	
106512	THRISSUR EAST FORT	08/31/2009	Active	44	4	0	4	10.00%	40		0			N	S	0	\$899.67	
	Exc Award (06/30/2017, 06/30/2021, 06/30/2020)																	
131016	Thrissur Highness	05/25/2017	Active(2)	7	2	2	0	0.00%	7	4	2			R		1		
97351	THRISSUR KUTTANELLUR	06/20/2006	Active	41	2	0	2	5.13%	39		2				T,M,VP,SC	3	\$503.14	
	Exc Award (06/30/2017, 06/30/2019, 06/30/2020)																	
142111	Thrissur Pooram	07/08/2020	Active	27	4	0	4	17.39%	24		2			N	T,SC	6	\$910.45	
	Exc Award (06/30/2021)																	
66991	THRISSUR SAKTHAN THAMPURAN	12/30/2002	Active	58	0	31	-31	-34.83%	92	2	5				T,M,VP,SC	7		



Club Health Assessment for District 318 D through April 2025

			Status	Membership							Reports					Finance		LCIF
Club Number	Club Name	Charter Date		Current Member Count	YTD Members Added	YTD Members Dropped	YTD Net Growth	YTD Net Growth%	Member Count 12 Months Ago	Avg. length of service for dropped members	Months Since Last MMR ***	Yrs. Since Last Officer Report	President Rotation	Vice President Reported ****	Months Since Last Activity Report ***	Account Balance	Donations for current Fiscal Year	
			Number of times on status quo within last two years	If below 15 members appears			If net loss is greater than 20% appears			If no report in 3 months appears in			When more than one year appears in	Number of repeat terms	Notes the officers that do not have an active	If no report at 12 months appears in red		
Exc Award (06/30/2017, 06/30/2018, 06/30/2020)			Active	7	0	0	0	0.00%	7		9				M,VP,SC	9		
144441	Thrissur Thamburans	12/30/2020		24	3	1	2	9.09%	24	1	2		2	N	M	1		
Exc Award (06/30/2017, 06/30/2022, 06/30/2020)			Active	36	14	4	10	38.46%	30	5	3				VP,SC	3	\$900.27	
142640	Thrissur Thiruvambady	08/17/2020		35	2	3	-1	-2.78%	29	1	1			N		5		
Exc Award (06/30/2021)			Active	15	0	0	0	0.00%	15		3				M,VP,SC	9		
152238	Thrissur Vadakkumnathan	08/18/2022		31	2	0	2	6.90%	28		7			N	M,SC	0		
Exc Award (06/30/2021, 06/30/2022, 06/30/2020)			Active	32	2	0	2	6.67%	32		7		2	N	S,M,SC	8		
26732	TIRUR	10/13/1968		25	0	10	-10	-28.57%	35	3	4		None	N	P,M,SC	9		
Exc Award (06/30/2019)			Active(1)	130	1	0	1	0.78%	126		2				M,VP,SC	0	\$3,616.64	
124828	Tirurangadi	05/07/2015		103	7	0	7	7.29%	101		1			N		0		
Exc Award (06/30/2017, 06/30/2019, 06/30/2020)			Active	19	0	0	0	0.00%	21		10			R	S	9	\$901.46	
126236	Trichur Central	11/25/2015		24	3	3	0	0.00%	24	5	1				M,VP,SC	4		
Exc Award (06/30/2017, 06/30/2018, 06/30/2020)			Active(2)	17	4	2	2	13.33%	19	1	0				P,M,VP,SC	6	\$901.46	
136063	Trichur Neermathalam	08/27/2018		20	0	0	0	0.00%	20		5		3		M,VP,SC	6		
Exc Award (06/30/2024)			Active	36	1	14	-13	-26.53%	49	5	0			R		8		
47201	TRICHUR NEHRU NAGAR	04/07/1987		56889	TRICHUR NORTH	04/24/1995	Exc Award (06/30/2017, 06/30/2019, 06/30/2020)											



Club Health Assessment for District 318 D through April 2025

			Status	Membership							Reports					Finance		LCIF
Club Number	Club Name	Charter Date		Current Member Count	YTD Members Added	YTD Members Dropped	YTD Net Growth	YTD Net Growth%	Member Count 12 Months Ago	Avg. length of service for dropped members	Months Since Last MMR ***	Yrs. Since Last Officer Report	President Rotation	Vice President Reported ****	Months Since Last Activity Report ***	Account Balance	Donations for current Fiscal Year	
			Number of times on status quo within last two years	If below 15 members appears				If net loss is greater than 20% appears			If no report in 3 months appears in	When more than one year appears in	Number of repeat terms	Notes the officers that do not have an active	If no report at 12 months appears in red			
128981	Trichur Royal	11/08/2016	Active	25	0	0	0	0.00%	37		8		None	N	P,SC	7		
	Exc Award (06/30/2017, 06/30/2018, 06/30/2019)																	
54422	TRICHUR SOUTH	05/03/1993	Active	32	0	2	-2	-5.88%	34	29	4			R	M,VP,SC	5		
	Exc Award (06/30/2017, 06/30/2018, 06/30/2019)																	
129563	Trichur Tigers	12/13/2016	Active(1)	19	0	0	0	0.00%	19		5				M,VP,SC	9	\$1,511.23	
	Exc Award (06/30/2017, 06/30/2018, 06/30/2019)																	
140633	Trichur Tuskers Twenty 20	01/09/2020	Active	18	6	0	6	50.00%	12		5		2		S,M,VP,SC	9	90+ Days	
	Exc Award (06/30/2022)																	
33286	TRIPRAYAR	01/31/1977	Active	104	2	1	1	0.97%	115	17	1			N		8	\$26,683.14	
	Exc Award (06/30/2017, 06/30/2019, 06/30/2020)																	
26739	VADAKKANCHERRY	02/22/1969	Active	62	5	0	5	8.77%	57		1			N	M,VP,SC	0	\$6,432.46	
	Exc Award (06/30/2017, 06/30/2018, 06/30/2019)																	
39659	VADAKKANCHRY MALABAR	03/24/1981	Active	44	5	2	3	7.32%	41	6	1				M,VP,SC	9		
	Exc Award (06/30/2017, 06/30/2022)																	
147525	Valanchery	07/26/2021	Active(2)	17	0	0	0	0.00%	17		9			N	M	1		
130289	Valapad	03/07/2017	Active	49	2	5	-3	-5.77%	64	3	2			N		0	\$802.63	
	Exc Award (06/30/2021, 06/30/2022, 06/30/2023)																	
152938	Valapad Excel	11/15/2022	Active	50	14	0	14	38.89%	49		2				M,VP,SC	2		
152957	Valapad Shining Star	11/15/2022	Active	27	0	0	0	0.00%	40		9				M,VP,SC	8		
143966	Vallikkunnu	12/14/2020	Active	10	0	13	-13	-56.52%	23	2	0				M,VP,SC	0	90+ Days	
	Exc Award (06/30/2022)																	
148808	Varavoor	11/08/2021	Active(3)	21	0	2	-2	-8.70%	25	2	4		2		T,M,VP,SC	9		
56012	VATANAPPALLY	07/05/1994	Active	77	7	1	6	8.45%	76	18	1			N		0	\$1,412.41	
	Exc Award (06/30/2017, 06/30/2021, 06/30/2023)																	
148967	Vengara Town	01/24/2022	Active	20	2	12	-10	-33.33%	35	2	4		2		M,VP,SC	8	90+ Days	
144134	Venkitangu Central	12/23/2020	Active	64	9	0	9	16.36%	59		1			N	M	0	\$1,311.78	
	Exc Award (06/30/2024)																	
126322	Vilwadri Pampady	12/30/2015	Active	52	17	0	17	48.57%	31		1			N		0	\$1,011.08	



Club Health Assessment for District 318 D through April 2025

INTERNATIONAL

Club Number	Club Name	Charter Date	Status	Membership							Reports					Finance	LCIF
			Current Member Count	YTD Members Added	YTD Members Dropped	YTD Net Growth	YTD Net Growth%	Member Count 12 Months Ago	Avg. length of service for dropped members	Months Since Last MMR ***	Yrs. Since Last Officer Report	President Rotation	Vice President Reported ****	Months Since Last Activity Report ***	Account Balance	Donations for current Fiscal Year	
			Number of times on status quo within last two years	If below 15 members appears				If net loss is greater than 20% appears			If no report in 3 months appears in	When more than one year appears in	Number of repeat terms	Notes the officers that do not have an active	If no report at 12 months appears in red		
Exc Award (06/30/2017, 06/30/2022, 06/30/2025)																	
148788	Wadakkanchery Central	10/29/2021	Active	15	2	7	-5	-25.00%	28	3	0		2	M,VP,SC	8		
Exc Award (06/30/2022)																	
63418	WALAYAR VALLEY	06/30/2000	Active	29	3	0	3	11.54%	28		1			M,VP,SC	1		
Exc Award (06/30/2017, 06/30/2019, 06/30/2025)																	
102971	WANDOODOR	06/30/2008	Active	34	7	8	-1	-2.86%	37	5	1			M,VP,SC	0		
Exc Award (06/30/2017, 06/30/2019, 06/30/2025)																	
138443	Wandoor Royals	06/20/2019	Active	35	8	4	4	12.90%	37	7	1		N	T,M,SC	6		
Exc Award (06/30/2020, 06/30/2022)																	

Clubs Cancelled Previous Fiscal Year – Clubs Cancelled within last 12 months may be reinstated

Club Number	Club Name	Charter Date	Current Status*	Cancellation Date
152559	Kondazhy	09/07/2022	Cancelled(8*)	12/29/2023
125767	Nattukal	09/14/2015	Cancelled(8*)	12/29/2023
151186	Perinthalmanna Emirates	06/20/2022	Cancelled(8*)	12/29/2023
145551	Puthanathani	03/26/2021	Cancelled(8*)	12/29/2023

Current Total Clubs Count	YTD New Clubs Count	YTD Cancelled Clubs Count	YTD Net Club Gain	Current Total Members Count	YTD Add	YTD Drop	YTD Net Growth	YTD Net Growth %	Member Count 12 Months Ago	Average Member Count Per Club	% of Clubs with less than 20 members	% No MMR in 3 Months	% No Officer Report in 12 Months	% of Clubs with balance 90+ days	Number of Clubs in Status Quo	% Status Quo Clubs in Financial Suspension	Number of Cancelled Clubs	Average Cancelled Club Age	Members Lost Due to Cancellation	% of Clubs Cancelled for Non-Financial Reasons
207	13	6	7	7,321	1,195	728	467	6.81%	7,199	35	19%	39%	0%	6%	0	0%	6	13	80	-67%

* - P - Priority Club. Cancellation Reasons: 1-Objectives/conduct, 2-Non-active club, 5-Non-existing club, 6-Disbanding, 7-Merger, 8-Financial Suspension, 9-District/Multiple District Dues.

** - Abbreviation: P-President, S-Secretary, T-Treasurer, M-Member Chairperson, VP-First Vice President, MC-Communications Chairperson, SC-Service Chairperson

*** - Abbreviation: N/R - Never reported using the Lions Clubs website, N/A - Not applicable, No password registered for the Lions Clubs website.

**** - Abbreviation: N - New, IP - Immediate Past, R - Repeat.



Club Health Assessment for District 318 E through April 2025

			Status	Membership							Reports					Finance		LCIF
Club Number	Club Name	Charter Date		Current Member Count	YTD Members Added	YTD Members Dropped	YTD Net Growth	YTD Net Growth%	Member Count 12 Months Ago	Avg. length of service for dropped members	Months Since Last MMR ***	Yrs. Since Last Officer Report	President Rotation	Vice President Reported ****	Months Since Last Activity Report ***	Account Balance	Donations for current Fiscal Year	
			Number of times on status quo within last two years	If below 15 members appears					If net loss is greater than 20% appears			If no report in 3 months appears in	When more than one year appears in	Number of repeat terms	Notes the officers that do not have an active	If no report at 12 months appears in red		
Clubs less than two years old																		
156123	Alakode Paithal Valley	09/26/2023	Active	31	1	5	-4	-11.43%	26	1	1		2	N	9			
155022	Alavil Stalwarts	07/05/2023	Active	22	4	8	-4	-15.38%	30	1	0			VP,SC	4			
155546	Aravanchal	08/04/2023	Active	28	6	3	3	12.00%	28	1	0		2	N	SC	1	\$867.22	
172377	Calicut Euphoria	06/25/2024	Active	43	23	0	23	115.00%	0		0		2		M,VP,SC	6		
172439	Calicut Gateway	06/25/2024	Active	11	0	9	-9	-45.00%	0	0	5		2		M,VP,SC	8	90+ Days	
156825	Calicut Greater	12/29/2023	Active	38	7	9	-2	-5.00%	42	2	0			N	M,SC	8		
176097	Calicut Gulmohar	10/17/2024	Active	26	26	0	26	100.00%	0		3				M,VP,SC	4	\$121.83	
171944	Calicut Lady Legends	06/21/2024	Active	13	1	8	-7	-35.00%	0	0	4				M,VP,SC	8		
155454	Calicut New Waves	08/01/2023	Active	30	7	3	4	15.38%	27	1	0			N		0	\$2,300.15	
Exc Award (06/30/2024)																		
178780	Irulam	09/25/2024	Active	34	34	0	34	100.00%	0		7			N		N/R	90+ Days	
155858	Kakkayangad	09/25/2023	Active	29	3	2	1	3.57%	28	1	6		2		M,VP,SC	7		
181527	Kandoth Jewels	04/09/2025	Newly Chartered	20	20	0	20	100.00%	0		0			N	SC	N/R		
156181	Karappuzha	04/19/2024	Cancelled(8*)	0	0	20	-20	-100.00%	20	1	12		None		P,S,T,M,VP SC	9	90+ Days	
156005	Kasaragod Vidyanagar Youngsters	09/28/2023	Active	20	0	0	0	0.00%	20		19	1	None		P,S,T,M,VP SC	N/R	90+ Days	
180414	Moolankave	01/24/2025	Active	24	24	0	24	100.00%	0		0			N	M	N/A		
156360	Muliyar	11/20/2023	Active	32	10	4	6	23.08%	26	2	0		2		M,VP,SC	6		
157456	Naduvannur	06/21/2024	Active	20	0	0	0	0.00%	0		2		2		T,M,VP,SC	6	90+ Days	
155497	Palazhi Crystal	08/03/2023	Cancelled(8*)	0	0	19	-19	-100.00%	25	1	6		None		P,S,T,M,VP SC	8	90+ Days	
173316	PARIYARAM ASPIRE	07/05/2024	Active	27	27	0	27	100.00%	0		0			N	M,SC	N/A		
155670	Perambra Town	09/25/2023	Active	15	0	6	-6	-28.57%	21	1	2		2	N	SC	7		
156203	Periya Town	10/18/2023	Active	21	0	3	-3	-12.50%	25	1	4		2	R		4		
177443	Pulingome Palavayal	08/20/2024	Active	45	45	0	45	100.00%	0		8			N		5		



Club Health Assessment for District 318 E through April 2025

			Status	Membership							Reports					Finance		LCIF
Club Number	Club Name	Charter Date		Current Member Count	YTD Members Added	YTD Members Dropped	YTD Net Growth	YTD Net Growth%	Member Count 12 Months Ago	Avg. length of service for dropped members	Months Since Last MMR ***	Yrs. Since Last Officer Report	President Rotation	Vice President Reported ****	Months Since Last Activity Report ***	Account Balance	Donations for current Fiscal Year	
			Number of times on status quo within last two years	If below 15 members appears					If net loss is greater than 20% appears		If no report in 3 months appears in	When more than one year appears in	Number of repeat terms	Notes the officers that do not have an active	If no report at 12 months appears in red			
155663	Ramanattukara	08/18/2023	Active	30	1	0	1	3.45%	36		8		2	R	1			
171597	Thalassery Golden Stars	06/21/2024	Active	21	2	1	1	5.00%	0	0	0		2		M,VP,SC	6		
155054	Vaduvanchal	07/11/2023	Active(1)	29	2	2	0	0.00%	29	1	7			N	7			
Clubs more than two years old																		
142279	Ajanur	07/21/2020	Active(1)	47	3	0	3	6.82%	44		0			N	M,SC	9	\$539.08	
Exc Award (06/30/2021)																		
58490	ALAKODE	06/19/1996	Active	68	8	1	7	11.48%	63	18	1			N	M,SC	9	\$2,000.12	
Exc Award (06/30/2018, 06/30/2019, 06/30/2020)																		
129187	Alavil	11/09/2016	Active	83	12	2	10	13.70%	76	3	0			R	T	1		
Exc Award (06/30/2021, 06/30/2022, 06/30/2023)																		
109446	AMBALAVAYAL	10/06/2010	Active	28	3	1	2	7.69%	26	5	0			N	T	0	\$2,800.68	
Exc Award (06/30/2018, 06/30/2022, 06/30/2023)																		
109769	ANANDASHRAM	11/29/2010	Active	54	2	0	2	3.85%	52		4			R	SC	0	\$2,100.15	
Exc Award (06/30/2023, 06/30/2024)																		
152832	Anjarakandy	11/09/2022	Cancelled(8*)	0	0	25	-25	-100.00%	25	2	4	1	None		P,S,T,M,VP SC	8	90+ Days	
118551	AYANCHERI	01/03/2013	Cancelled(8*)	0	0	13	-13	-100.00%	13	7	4	1	None		P,S,T,M,VP SC	9	90+ Days	
37108	BADAGARA	05/07/1979	Active	70	7	2	5	7.69%	67	1	0			N	M,SC	6	\$1,299.55	
Exc Award (06/30/2018, 06/30/2021, 06/30/2023)																		
45550	BALUSSERY	11/15/1985	Active(1)	48	4	6	-2	-4.00%	43	14	2				M,VP,SC	4	\$951.18	
130942	Balusserly Town	05/15/2017	Active	23	0	0	0	0.00%	23		11			N	T	8		
Exc Award (06/30/2024)																		
88478	BANDADUKKA	05/31/2005	Active	40	9	0	9	29.03%	31		0				M,VP,SC	7	\$119.80	
Exc Award (06/30/2023)																		
131935	BATHERY TOWN	07/04/2017	Active(2)	31	2	8	-6	-16.22%	28	5	0				S,T,M,VP,SC	9	90+ Days	
Exc Award (06/30/2019)																		
133648	Beenachi	02/19/2018	Active(2)	46	23	0	23	100.00%	27		3				M,VP,SC	8		
148298	Bekal	09/16/2021	Cancelled(8*)	0	0	20	-20	-100.00%	20	3	11		None		P,S,T,M,VP SC	8	90+ Days	
126971	Bekal Fort	03/18/2016	Active(1)	26	2	0	2	8.33%	24		0				P,M,VP,SC	8	\$1,209.70	



Club Health Assessment for District 318 E through April 2025

			Status	Membership							Reports					Finance		LCIF
Club Number	Club Name	Charter Date		Current Member Count	YTD Members Added	YTD Members Dropped	YTD Net Growth	YTD Net Growth%	Member Count 12 Months Ago	Avg. length of service for dropped members	Months Since Last MMR ***	Yrs. Since Last Officer Report	President Rotation	Vice President Reported ****	Months Since Last Activity Report ***	Account Balance	Donations for current Fiscal Year	
			Number of times on status quo within last two years	If below 15 members appears				If net loss is greater than 20% appears			If no report in 3 months appears in	When more than one year appears in	Number of repeat terms	Notes the officers that do not have an active	If no report at 12 months appears in red			
Exc Award (06/30/2017, 06/30/2018, 06/30/2020)																		
152225	Bovikanam	08/24/2022	Cancelled(8*)	0	0	16	-16	-100.00%	16	2	4	1	None	P,S,T,M,VP SC	8	90+ Days		
26685	CALICUT	12/31/1959	Active	99	8	4	4	4.21%	95	13	0			N M,SC	6		\$4,070.12	
Exc Award (06/30/2017, 06/30/2018, 06/30/2020)																		
153573	Calicut All Stars	03/30/2023	Cancelled(8*)	0	0	20	-20	-100.00%	20	2	21	1	None	P,S,T,M,VP SC	9	90+ Days		
66376	CALICUT BEACH	06/28/2002	Active(2)	30	2	0	2	7.14%	28		9			M,VP,SC	8		\$1,000.06	
Exc Award (06/30/2017, 06/30/2018, 06/30/2020)																		
59914	CALICUT CENTRAL	08/01/1997	Active	23	10	14	-4	-14.81%	27	7	0		2	M,VP,SC	8			
Exc Award (06/30/2017, 06/30/2018)																		
108444	CALICUT CITY	05/25/2010	Active(1)	13	0	0	0	0.00%	13		3			M,VP,SC	8	90+ Days		
Exc Award (06/30/2017, 06/30/2018, 06/30/2020)																		
101631	CALICUT DAFFODILS	03/27/2008	Active	52	12	3	9	20.93%	47	2	3			N M,VP	3		\$899.99	
Exc Award (06/30/2017, 06/30/2023, 06/30/2020)																		
130143	Calicut Diamonds	02/21/2017	Active(1)	52	6	6	0	0.00%	59	3	3			N S,M,SC	8			
Exc Award (06/30/2019)																		
55395	CALICUT EAST	03/11/1994	Active	88	3	19	-16	-15.38%	93	3	4			N T,M,VP,SC	4		\$2,703.28	
Exc Award (06/30/2017, 06/30/2018, 06/30/2020)																		
117477	CALICUT EMERALD	07/27/2012	Active	22	5	0	5	29.41%	20		9			M,VP,SC	4		\$1,000.30	
Exc Award (06/30/2017, 06/30/2019)																		
117755	CALICUT GARNET	08/29/2012	Active	27	4	1	3	12.50%	29	7	2		2	N M,VP,SC	9			
Exc Award (06/30/2018)																		
151772	Calicut Goodness	07/29/2022	Active	40	5	0	5	14.29%	35		6			N T	7		\$479.12	
Exc Award (06/30/2023)																		
115776	CALICUT GREEN CITY	12/29/2011	Cancelled(8*)	0	1	10	-9	-100.00%	9	11	4		None	P,S,T,M,VP SC	9	90+ Days		
Exc Award (06/30/2019)																		
60617	CALICUT METRO	04/06/1998	Cancelled(8*)	0	0	15	-15	-100.00%	15	11	4	1	None	P,S,T,M,VP SC	8	90+ Days		
111454	CALICUT METROPOLITAN	06/24/2011	Cancelled(8*)	0	0	17	-17	-100.00%	17	14	4	3	None	P,S,T,M,VP SC	8	90+ Days		
115464	CALICUT NORTH	10/31/2011	Active	34	7	4	3	9.68%	39	2	1			N T,SC	7			
Exc Award (06/30/2018, 06/30/2021, 06/30/2020)																		



Club Health Assessment for District 318 E through April 2025

			Status	Membership							Reports					Finance		LCIF
Club Number	Club Name	Charter Date		Current Member Count	YTD Members Added	YTD Members Dropped	YTD Net Growth	YTD Net Growth%	Member Count 12 Months Ago	Avg. length of service for dropped members	Months Since Last MMR ***	Yrs. Since Last Officer Report	President Rotation	Vice President Reported ****	Months Since Last Activity Report ***	Account Balance	Donations for current Fiscal Year	
			Number of times on status quo within last two years	If below 15 members appears				If net loss is greater than 20% appears			If no report in 3 months appears in	When more than one year appears in	Number of repeat terms	Notes the officers that do not have an active	If no report at 12 months red			
136739	Calicut Pantheerankavu	11/12/2018	Active	20	2	0	2	11.11%	26		0			M,VP,SC	7			
143534	Calicut Platinum	11/23/2020	Active(2)	23	10	7	3	15.00%	20	3	0			M,VP,SC	8			
153212	Calicut Professionals	02/10/2023	Cancelled(8*)	0	3	23	-20	-100.00%	20	1	4		None	P,S,T,M,VP SC VP	8	90+ Days		
149591	Calicut Rural	01/25/2022	Active(1)	15	15	15	0	0.00%	15	3	3				8		\$422.88	
99582	CALICUT SAPPHIRE	06/08/2007	Active	60	9	0	9	17.65%	49		2		N		1		\$2,000.06	
	Exc Award (06/30/2017, 06/30/2018, 06/30/20																	
60838	CALICUT SILVER HILLS	06/01/1998	Active	115	13	14	-1	-0.86%	118	8	2		N	M	3		\$7,000.42	
	Exc Award (06/30/2017, 06/30/2018, 06/30/20																	
144680	Calicut Smart City	12/31/2020	Cancelled(6*)	0	0	0	0	0.00%	25		2	1	None	P,S,T,M,VP SC	8	90+ Days		
125971	Calicut Solitaire	11/03/2015	Active	33	6	3	3	10.00%	27	7	2			P,T,M,VP,SC	9		\$961.99	
	Exc Award (06/30/2019, 06/30/2021)																	
57809	CALICUT SOUTH	01/29/1996	Active	22	2	0	2	10.00%	19		0			T,M,VP,SC	8		\$1,000.06	
	Exc Award (06/30/2017, 06/30/2018)																	
132093	Calicut Syamanthaka	07/04/2017	Active	33	0	1	-1	-2.94%	35	5	3			M,VP,SC	4		\$1,000.06	
	Exc Award (06/30/2023)																	
61088	CALICUT TOWN	08/18/1998	Active(2)	13	13	17	-4	-23.53%	17	17	3		3	N	8			
	Exc Award (06/30/2017)																	
115703	CALICUT WEST	12/13/2011	Active(3)	16	2	0	2	14.29%	17		7			T,M,VP,SC	8		\$119.80	
	Exc Award (06/30/2019)																	
121381	Calicut Zamorians	02/17/2014	Active	66	14	5	9	15.79%	49	4	0		N		0		\$7,492.37	
	Exc Award (06/30/2018, 06/30/2019, 06/30/20																	
26686	CANNANORE	04/26/1960	Active	122	15	5	10	8.93%	122	21	0		N		5		\$2,001.20	
	Exc Award (06/30/2017, 06/30/2018, 06/30/20																	
44598	CANNANORE NORTH	01/17/1985	Active	42	4	5	-1	-2.33%	46	9	4		N	M	6			
	Exc Award (06/30/2017, 06/30/2023, 06/30/20																	
48571	CANNANORE SOUTH	05/10/1988	Active	52	3	3	0	0.00%	54	18	1		N	T,M,SC	8		\$359.39	
	Exc Award (06/30/2018, 06/30/2019, 06/30/20																	
130708	Chakkarakkal Town	06/17/2017	Active	34	3	9	-6	-15.00%	40	5	5		R	M,VP,SC	7			



Club Health Assessment for District 318 E through April 2025

			Status	Membership							Reports					Finance	LCIF
Club Number	Club Name	Charter Date		Current Member Count	YTD Members Added	YTD Members Dropped	YTD Net Growth	YTD Net Growth%	Member Count 12 Months Ago	Avg. length of service for dropped members	Months Since Last MMR ***	Yrs. Since Last Officer Report	President Rotation	Vice President Reported ****	Months Since Last Activity Report ***	Account Balance	Donations for current Fiscal Year
			Number of times on status quo within last two years	If below 15 members appears				If net loss is greater than 20% appears			If no report in 3 months appears in	When more than one year appears in	Number of repeat terms	Notes the officers that do not have an active	If no report at 12 months appears in red		
Exc Award (06/30/2021, 06/30/2023)																	
142408	Chalode Crown	07/28/2020	Active	26	3	0	3	13.04%	23		8			N	6		\$201.26
127215	Chandhragiri	06/13/2016	Active	37	2	8	-6	-13.95%	43	5	2			M,VP,SC	8		
Exc Award (06/30/2021)																	
136740	Chavassery	11/13/2018	Active	39	1	4	-3	-7.14%	45	3	4			N	2		\$856.54
Exc Award (06/30/2021, 06/30/2023, 06/30/2024)																	
130359	Cheemeni	03/15/2017	Active	28	0	0	0	0.00%	33		5			VP	7		
Exc Award (06/30/2019)																	
128792	Cheeral	09/22/2016	Active(2)	12	0	7	-7	-36.84%	20	5	4			S,T,M,VP,SC	8		
115652	CHEMPERI	12/02/2011	Active	30	3	0	3	11.11%	29		0			N	7		\$1,000.06
Exc Award (06/30/2017, 06/30/2018, 06/30/2024)																	
148033	Cherkala	09/07/2021	Active(1)	39	0	0	0	0.00%	45		10	1	None	P,S,T,M,VP,SC	8		
Exc Award (06/30/2024)																	
141789	Cherukunnu	06/19/2020	Active	41	7	10	-3	-6.82%	47	3	2			N	3		\$1,000.06
Exc Award (06/30/2021, 06/30/2024)																	
58342	CHERUPUZHA	05/29/1996	Active	53	8	3	5	10.42%	51	6	2			T,M,VP,SC	4		
Exc Award (06/30/2017, 06/30/2018, 06/30/2024)																	
130033	Cherupuzha Town	03/02/2017	Active	42	2	0	2	5.00%	38		2			M,VP,SC	6		
Exc Award (06/30/2018, 06/30/2024)																	
151256	Cheruvanchery Town	06/21/2022	Active(1)	20	0	2	-2	-9.09%	22	2	8			M,VP,SC	8		
92333	CHERUVATHUR	12/16/2005	Active	25	4	2	2	8.70%	24	16	0		2	N	7		
Exc Award (06/30/2018)																	
128824	Chirakkal	10/13/2016	Active(2)	28	3	15	-12	-30.00%	39	5	0			N	3		
Exc Award (06/30/2018, 06/30/2024)																	
124775	Chittarikkal	04/29/2015	Active	45	7	6	1	2.27%	44	7	2			T,M,VP,SC	8		
Exc Award (06/30/2022, 06/30/2024)																	
127194	Choyyamkode	04/19/2016	Active	38	22	0	22	137.50%	19		0			S,M,VP,SC	7		
Exc Award (06/30/2018, 06/30/2019)																	
131448	Chulliyode	06/19/2017	Active(2)	21	0	0	0	0.00%	20		0			S,T,M,VP,SC	8		



Club Health Assessment for District 318 E through April 2025

			Status	Membership							Reports					Finance		LCIF
Club Number	Club Name	Charter Date		Current Member Count	YTD Members Added	YTD Members Dropped	YTD Net Growth	YTD Net Growth%	Member Count 12 Months Ago	Avg. length of service for dropped members	Months Since Last MMR ***	Yrs. Since Last Officer Report	President Rotation	Vice President Reported ****	Months Since Last Activity Report ***	Account Balance	Donations for current Fiscal Year	
			Number of times on status quo within last two years	If below 15 members appears				If net loss is greater than 20% appears			If no report in 3 months appears in	When more than one year appears in	Number of repeat terms	Notes the officers that do not have an active	If no report at 12 months appears in red			
138651	Dharmadam	06/21/2019	Active	22	0	5	-5	-18.52%	27	2	4			M,VP,SC	7			
	Exc Award (06/30/2024)																	
148029	Eachur	09/13/2021	Cancelled(8*)	0	0	26	-26	-100.00%	26	3	19	1	None	P,S,T,M,VP SC	8	90+ Days		
124460	Ezhimala	03/25/2015	Active	22	0	2	-2	-8.33%	37	2	3			T,M,VP,SC	7			
	Exc Award (06/30/2018)																	
118664	HOSDURG	01/29/2013	Active	31	0	0	0	0.00%	35		2			N	P,T,M	8	\$119.80	
	Exc Award (06/30/2019)																	
39781	IRITTY	04/20/1981	Active	85	9	1	8	10.39%	72	4	0			N	M,VP,SC	7	\$2,000.12	
	Exc Award (06/30/2017, 06/30/2023, 06/30/2024)																	
153183	Iritty City	12/09/2022	Active(1)	24	0	1	-1	-4.00%	23	2	0				M,VP,SC	8		
	Exc Award (06/30/2024)																	
148031	Kadirur	09/13/2021	Cancelled(8*)	0	0	25	-25	-100.00%	25	3	18		None	P,S,T,M,VP SC	7	90+ Days		
148633	Kadirur Town	10/18/2021	Active(1)	61	0	0	0	0.00%	61		9			M,VP,SC	8			
	Exc Award (06/30/2023, 06/30/2024)																	
39782	KALPETTA	04/03/1981	Active	20	0	0	0	0.00%	21		11			R	P,S,M,VP	8	\$1,800.62	
132022	Kambalakkad	07/04/2017	Active	30	0	0	0	0.00%	30		8		None	P,T,M,VP,SC	8			
	Exc Award (06/30/2023)																	
26697	KANHANGAD	05/28/1967	Active	98	8	2	6	6.52%	104	34	0			N		0	\$119.80	
	Exc Award (06/30/2017, 06/30/2019)																	
67020	KANHANGAD TOWN	12/30/2002	Active	32	2	0	2	6.67%	32		9		None	P,T,M,VP,SC	7		\$119.80	
	Exc Award (06/30/2018, 06/30/2019)																	
117375	KANNUR CENTRAL	07/06/2012	Active(1)	0	0	15	-15	-100.00%	19	9	0		None	P,S,T,M,VP SC	8	90+ Days		
	Exc Award (06/30/2019)																	
137983	Kannur Crown	05/29/2019	Active(2)	20	5	2	3	17.65%	25	4	3			M,VP,SC	0			
117491	KANNUR FORT CITY	07/31/2012	Active	16	0	8	-8	-33.33%	24	7	0			T,M,VP,SC	6			
	Exc Award (06/30/2017, 06/30/2018, 06/30/2020)																	
144483	Kannur Mavericks	12/30/2020	Active	41	7	6	1	2.50%	40	5	0			N	SC	2	\$751.12	
	Exc Award (06/30/2022, 06/30/2023, 06/30/2024)																	



Club Health Assessment for District 318 E through April 2025

			Status	Membership							Reports					Finance		LCIF
Club Number	Club Name	Charter Date		Current Member Count	YTD Members Added	YTD Members Dropped	YTD Net Growth	YTD Net Growth%	Member Count 12 Months Ago	Avg. length of service for dropped members	Months Since Last MMR ***	Yrs. Since Last Officer Report	President Rotation	Vice President Reported ****	Months Since Last Activity Report ***	Account Balance	Donations for current Fiscal Year	
			Number of times on status quo within last two years	If below 15 members appears				If net loss is greater than 20% appears			If no report in 3 months appears in	When more than one year appears in	Number of repeat terms	Notes the officers that do not have an active	If no report at 12 months appears in red			
129549	Karivellur	02/06/2017	Active	42	7	3	4	10.53%	35	6	3		2	R	M,SC	4	\$1,810.89	
	Exc Award (06/30/2023, 06/30/2024)																	
120067	Karuvanchal	07/31/2013	Active	33	17	13	4	13.79%	29	8	0				S,T,VP,SC	8		
	Exc Award (06/30/2022)																	
119745	Karuvanchal Town	06/24/2013	Active	27	3	2	1	3.85%	31	8	0			N	T,M	8		
	Exc Award (06/30/2022)																	
26699	KASARAGOD	01/14/1964	Active	44	1	2	-1	-2.22%	45	6	1			N	VP	6	\$239.59	
	Exc Award (06/30/2018, 06/30/2022, 06/30/2024)																	
143507	Kasaragod Town	11/18/2020	Active	26	0	0	0	0.00%	27		10			N	M,SC	7		
	Exc Award (06/30/2024)																	
123302	Kasaragod Vidyanagar	10/08/2014	Active	62	1	8	-7	-10.14%	68	5	1			N	T,M	10	\$419.29	
	Exc Award (06/30/2017, 06/30/2018, 06/30/2024)																	
64431	KELAKAM	06/18/2001	Active	24	1	7	-6	-20.00%	30	8	2			N	T,M	7		
105546	KENICHIRA	05/27/2009	Active	57	0	0	0	0.00%	59		4		None		P,T,M,VP,SC	8		
153610	Koduvally	03/13/2023	Cancelled(8*)	0	0	21	-21	-100.00%	21	2	12	1	None		P,S,T,M,VP SC	9	90+ Days	
154062	Koduvally Town	03/31/2023	Cancelled(8*)	0	0	20	-20	-100.00%	20	2	4	1	None		P,S,T,M,VP SC	8	90+ Days	
139912	Kolichal	10/01/2019	Active	61	2	0	2	3.39%	59		0			N	T,SC	9	\$1,903.54	
	Exc Award (06/30/2023)																	
109103	KOTTAKUNNU	08/20/2010	Active	23	7	4	3	15.00%	21	4	0				M,VP,SC	6		
149695	Kozhikode Easthill	01/28/2022	Cancelled(8*)	0	2	12	-10	-100.00%	10	3	6		None		P,S,T,M,VP SC	7	90+ Days	
98245	KOZHICODE ELITE	01/05/2007	Active	43	5	0	5	13.16%	34		0			N	S,T,VP	0	\$2,000.12	
	Exc Award (06/30/2019)																	
118952	KOZHICODE NANMA	03/26/2013	Active	45	10	0	10	28.57%	37		0			N	T	0	\$1,754.77	
	Exc Award (06/30/2017, 06/30/2019, 06/30/2024)																	
52417	KOZHICODE-FEROKE	01/10/1992	Active	53	0	2	-2	-3.64%	58	17	2				M,VP,SC	7		
	Exc Award (06/30/2017, 06/30/2018, 06/30/2024)																	
127085	Kundamkuzhy	04/07/2016	Active	23	4	4	0	0.00%	23	6	2				M,VP,SC	8	\$119.80	
	Exc Award (06/30/2021)																	



Club Health Assessment for District 318 E through April 2025

Club Number	Club Name	Charter Date	Status	Membership							Reports					Finance	LCIF
				Current Member Count	YTD Members Added	YTD Members Dropped	YTD Net Growth	YTD Net Growth%	Member Count 12 Months Ago	Avg. length of service for dropped members	Months Since Last MMR ***	Yrs. Since Last Officer Report	President Rotation	Vice President Reported ****	Months Since Last Activity Report ***	Account Balance	Donations for current Fiscal Year
			Number of times on status quo within last two years	If below 15 members appears				If net loss is greater than 20% appears			If no report in 3 months appears in	When more than one year appears in	Number of repeat terms	Notes the officers that do not have an active	If no report at 12 months appears in red		
137252	Kunhimangalam	01/17/2019	Active(1)	42	2	11	-9	-17.65%	40	2	1			N	M,SC	5	\$1,000.06
	Exc Award (06/30/2020, 06/30/2022, 06/30/2024)																
110140	KUNNAMANGALAM	01/19/2011	Active	20	3	4	-1	-4.76%	21	11	5		None	P,T,M,VP,SC	4		
	Exc Award (06/30/2017, 06/30/2021, 06/30/2024)																
26704	KUTHUPARAMBA	10/21/1969	Active	116	2	4	-2	-1.69%	121	11	0			R	M,SC	0	\$4,982.81
	Exc Award (06/30/2017, 06/30/2018, 06/30/2024)																
132625	Kuthuparamba City	10/26/2017	Active	48	13	4	9	23.08%	42	6	2		2	R	S,M,VP,SC	0	\$1,000.06
148052	Kuthuparamba Heritage City	11/17/2021	Cancelled(8*)	0	0	13	-13	-100.00%	13	2	5		None	P,S,T,M,VP,SC	7	90+ Days	
152824	Kuthuparamba Yuva	10/28/2022	Cancelled(8*)	0	0	20	-20	-100.00%	20	2	4	1	None	P,S,T,M,VP,SC	8	90+ Days	
61768	KUTTIADI	04/02/1999	Active	16	4	1	3	23.08%	13	14	4			T,M,VP,SC	16		
152321	Kuttikol	08/30/2022	Active	35	5	0	5	16.67%	28		9			T,M,VP,SC	7		\$119.80
	Exc Award (06/30/2024)																
53725	MAHE	10/01/1992	Active	87	11	1	10	12.99%	75	3	1			N	VP	8	\$4,900.29
	Exc Award (06/30/2017, 06/30/2018, 06/30/2024)																
62094	MAMBARAM	06/14/1999	Active(1)	22	0	0	0	0.00%	22		4			T,M,VP,SC	4		
	Exc Award (06/30/2017, 06/30/2019)																
105751	MANANTHAVADY	06/10/2009	Active(1)	17	0	0	0	0.00%	17		15	1	None	P,S,T,M,VP,SC	20		
26705	MANJESHWAR-UPPALA L C	11/29/1973	Active(1)	30	0	0	0	0.00%	30		10			P,S,T,M,VP,SC	15		
	Exc Award (06/30/2017)																
148059	Mathamangalam	09/09/2021	Active(1)	32	1	5	-4	-11.11%	39	3	4		2	M,VP	4		\$800.84
	Exc Award (06/30/2024)																
133112	Mathil	11/29/2017	Cancelled(8*)	0	0	20	-20	-100.00%	22	5	0	1	None	P,S,T,M,VP,SC	8	90+ Days	
	Exc Award (06/30/2022)																
49146	MATTANUR	01/09/1989	Active	67	1	4	-3	-4.29%	72	17	1			N		18	\$335.43
	Exc Award (06/30/2018, 06/30/2019, 06/30/2024)																
132000	Mattanur Airport City	07/04/2017	Active(1)	43	7	3	4	10.26%	39	7	5			R	M,SC	2	\$579.81
	Exc Award (06/30/2021)																
152865	Mattanur Samarppana	10/25/2022	Active	16	2	9	-7	-30.43%	23	2	5			M,VP,SC	8	90+ Days	



Club Health Assessment for District 318 E through April 2025

			Status	Membership							Reports					Finance		LCIF
Club Number	Club Name	Charter Date		Current Member Count	YTD Members Added	YTD Members Dropped	YTD Net Growth	YTD Net Growth%	Member Count 12 Months Ago	Avg. length of service for dropped members	Months Since Last MMR ***	Yrs. Since Last Officer Report	President Rotation	Vice President Reported ****	Months Since Last Activity Report ***	Account Balance	Donations for current Fiscal Year	
			Number of times on status quo within last two years	If below 15 members appears				If net loss is greater than 20% appears			If no report in 3 months appears in	When more than one year appears in	Number of repeat terms	Notes the officers that do not have an active	If no report at 12 months appears in red			
152831	Mayyil	11/02/2022	Active	36	5	5	0	0.00%	36	1	2			M,VP,SC	0		\$2,239.53	
Exc Award (06/30/2024)																		
105484	MEENANGADI	05/12/2009	Active(2)	14	0	0	0	0.00%	14		17	1	None	P,S,T,M,VP SC	8			
154028	Meppadi	03/30/2023	Cancelled(8*)	0	0	20	-20	-100.00%	20	2	4	1	None	P,S,T,M,VP SC	8	90+ Days		
110402	MUKKOM EAST	03/01/2011	Cancelled(8*)	0	0	26	-26	-100.00%	26	12	4	1	None	P,S,T,M,VP SC	8	90+ Days		
130311	Mulleria	04/18/2017	Active	29	2	0	2	7.41%	27		0			N	M,VP,SC	6	\$299.49	
Exc Award (06/30/2021, 06/30/2022)																		
47539	NADAPURAM	06/23/1987	Active(2)	17	0	0	0	0.00%	21		10			N	S,VP,SC	7		
136940	Nayattupara	01/10/2019	Active(2)	22	0	0	0	0.00%	22		8				T,M,VP,SC	6	90+ Days	
60743	NILESHWAR	05/05/1998	Active	39	5	4	1	2.63%	40	10	0			N	S,M,SC	0	\$1,119.86	
Exc Award (06/30/2017, 06/30/2019)																		
66369	NILESHWAR NORTH	06/28/2002	Active	32	12	1	11	52.38%	21	0	0			N	T,M,SC	5	\$2,000.12	
Exc Award (06/30/2018)																		
117154	NILESHWAR TOWN	06/14/2012	Active	40	2	0	2	5.26%	42		0				M,VP,SC	9	\$119.80	
Exc Award (06/30/2018, 06/30/2019)																		
56841	ORKKATTERI	04/04/1995	Active	28	0	0	0	0.00%	29		9				M,VP,SC	19		
Exc Award (06/30/2018)																		
130232	Padichira	03/15/2017	Active	16	1	2	-1	-5.88%	17	8	2		None	P,T,M,VP,SC	15			
133606	Padiyotuchal	03/22/2018	Active	61	16	2	14	29.79%	54	4	0				M,VP,SC	9		
Exc Award (06/30/2022, 06/30/2023)																		
108476	PALAKKUNNU	05/26/2010	Active	28	2	0	2	7.69%	31		4			N	T	17	\$179.69	
Exc Award (06/30/2021, 06/30/2023)																		
125791	Panamaram Plam Grove	10/05/2015	Active(2)	16	2	3	-1	-5.88%	17	6	0				M,VP,SC	8		
50603	PANOOR	05/22/1990	Active	56	1	1	0	0.00%	54	2	3			N	P	8		
Exc Award (06/30/2017, 06/30/2019, 06/30/2020)																		
115466	PARASSINIKADAVU	10/31/2011	Active	38	7	5	2	5.56%	38	11	0			N	M,VP,SC	6	\$1,201.35	
Exc Award (06/30/2019, 06/30/2022, 06/30/2023)																		
125848	Payyannur Perumba	09/28/2015	Active(1)	18	18	25	-7	-28.00%	25	7	3			R	M	18		



Club Health Assessment for District 318 E through April 2025

			Status	Membership							Reports					Finance		LCIF	
Club Number	Club Name	Charter Date		Current Member Count	YTD Members Added	YTD Members Dropped	YTD Net Growth	YTD Net Growth%	Member Count 12 Months Ago	Avg. length of service for dropped members	Months Since Last MMR ***	Yrs. Since Last Officer Report	President Rotation	Vice President Reported ****	Months Since Last Activity Report ***	Account Balance	Donations for current Fiscal Year		
			Number of times on status quo within last two years	If below 15 members appears					If net loss is greater than 20% appears					If no report in 3 months appears in	When more than one year appears in	Number of repeat terms	Notes the officers that do not have an active	If no report at 12 months appears in red	
Exc Award (06/30/2017)																			
145486	Payyannur Signora	03/04/2021	Active	32	0	0	0	0.00%	42		7				M,VP,SC	N/A		\$1,137.83	
Exc Award (06/30/2023)																			
26719	PAYYANUR	11/10/1966	Active	132	5	7	-2	-1.49%	142	5	0				T,M,VP,SC	17		\$9,603.23	
Exc Award (06/30/2017, 06/30/2018, 06/30/2020)																			
148008	Payyanur Crown	10/18/2021	Cancelled(8*)	0	0	10	-10	-100.00%	10	3	17	1	None		P,S,T,M,VP SC	8	90+ Days		
149673	Payyanur Platinum	04/22/2022	Cancelled(8*)	0	2	12	-10	-100.00%	10	2	0		None		P,S,T,M,VP SC	8	90+ Days		
118145	PAYYAVOOR	10/25/2012	Active	24	5	10	-5	-17.24%	29	7	0				T,M,VP,SC	15			
Exc Award (06/30/2022)																			
45629	PAYYOLI	12/17/1985	Active	47	2	1	1	2.17%	54	6	0			N	T,M,SC	21		\$1,000.06	
Exc Award (06/30/2021, 06/30/2022, 06/30/2024)																			
41807	PERAMBRA	08/09/1982	Active	33	6	0	6	22.22%	29		1			N	VP,SC	1		\$1,598.98	
Exc Award (06/30/2017, 06/30/2024)																			
108608	PERAVOOR TOWN	06/11/2010	Active	19	1	2	-1	-5.00%	20	8	4				M,VP,SC	8			
120966	Perumpadave	12/17/2013	Active	35	2	2	0	0.00%	35	11	2			N	M,VP,SC	3		\$999.70	
Exc Award (06/30/2022)																			
133918	Pilathara	03/01/2018	Active	47	3	0	3	6.82%	43		6			N	T	0		\$3,801.23	
Exc Award (06/30/2021, 06/30/2022, 06/30/2024)																			
129143	Poinachi	11/08/2016	Active	24	1	0	1	4.35%	23		9				S,T,M,VP,SC	16		\$119.80	
Exc Award (06/30/2019, 06/30/2024)																			
118225	PUDUPPADY	11/01/2012	Active(1)	16	0	12	-12	-42.86%	34	8	3			R	P,T,VP,SC	8		\$359.39	
57879	PULPALLY	02/19/1996	Active	57	0	5	-5	-8.06%	56	14	5				P,T,M,VP,SC	7		\$900.31	
Exc Award (06/30/2017, 06/30/2024)																			
150917	Purameri	06/13/2022	Active(2)	17	0	0	0	0.00%	17		17	1	None		P,S,T,M,VP SC	8	90+ Days		
36638	QUILANDY	02/08/1979	Active	48	2	0	2	4.35%	46		2			N		0		\$598.98	
Exc Award (06/30/2021, 06/30/2023)																			
104232	SREEKANDAPURAM TOWN	12/29/2008	Active(1)	29	0	1	-1	-3.33%	32	4	9		5	N	P,T,M,SC	3			
Exc Award (06/30/2021, 06/30/2022)																			



Club Health Assessment for District 318 E through April 2025

			Status	Membership							Reports					Finance		LCIF
Club Number	Club Name	Charter Date		Current Member Count	YTD Members Added	YTD Members Dropped	YTD Net Growth	YTD Net Growth%	Member Count 12 Months Ago	Avg. length of service for dropped members	Months Since Last MMR ***	Yrs. Since Last Officer Report	President Rotation	Vice President Reported ****	Months Since Last Activity Report ***	Account Balance	Donations for current Fiscal Year	
			Number of times on status quo within last two years	If below 15 members appears				If net loss is greater than 20% appears			If no report in 3 months appears in	When more than one year appears in	Number of repeat terms	Notes the officers that do not have an active	If no report at 12 months appears in red			
28218	SULTANS BATTERY	03/18/1974	Active	67	0	1	-1	-1.47%	66	43	0			M,VP,SC	21			
Exc Award (06/30/2019)																		
26728	TALIPARAMBA	03/31/1968	Active	72	6	2	4	5.88%	66	15	1			T,M,VP,SC	2		\$293.50	
Exc Award (06/30/2023)																		
26729	TELLICHERRY	02/12/1962	Active	146	13	2	11	8.15%	126	12	2		N	P	1		\$3,000.12	
Exc Award (06/01/2024, 06/30/2017, 06/30/20)																		
151257	Tellichery Laurels	06/29/2022	Cancelled(8*)	0	0	17	-17	-100.00%	17	3	4		None	P,S,T,M,VP SC	8	90+ Days		
125792	Thalassery City	09/21/2015	Active(1)	20	0	3	-3	-13.04%	23	7	1		R	T,M,SC	17			
Exc Award (06/30/2018, 06/30/2019)																		
146151	Thalassery Midtown	06/01/2021	Active(3)	23	8	11	-3	-11.54%	24	2	0			S,T,M,VP,SC	9			
46225	THAMARASERRY	05/22/1986	Active	32	3	0	3	10.34%	31		3			M,VP,SC	8			
Exc Award (06/30/2017)																		
53243	THIRUVAMBADY	06/02/1992	Active(1)	13	0	2	-2	-13.33%	18	4	0			M,VP,SC	8			
148060	Thurayur	11/02/2021	Cancelled(8*)	0	0	11	-11	-100.00%	11	3	20	1	None	P,S,T,M,VP SC	8	90+ Days		
132748	Trikaripur	12/06/2017	Active	51	7	0	7	15.91%	48		0		N	T	3			
Exc Award (06/30/2019, 06/30/2022)																		
111518	ULIKKAL	06/30/2011	Active	25	0	0	0	0.00%	23		11		N	T	7			
Exc Award (06/30/2017)																		
110581	VADAKARA MIDTOWN	03/17/2011	Active	52	8	1	7	15.56%	49	8	1			P,M,VP,SC	9		\$1,000.06	
Exc Award (06/30/2017, 06/30/2019, 06/30/20)																		
143335	Vadakara Tarjane	11/02/2020	Active(1)	34	2	9	-7	-17.07%	41	3	4		R	T,M,SC	0		\$359.39	
Exc Award (06/30/2021)																		
118659	VAKERY	01/28/2013	Active	36	2	1	1	2.86%	35	10	5		N	P,T,SC	8			
Exc Award (06/30/2017, 06/30/2018, 06/30/20)																		
122096	Vallithode	05/07/2014	Active	23	0	3	-3	-11.54%	24	6	6		R		1			
Exc Award (06/30/2019, 06/30/2024)																		
126042	Varam	11/19/2015	Active(1)	21	1	0	1	5.00%	20		6		2	M,VP,SC	8			
Exc Award (06/30/2018)																		



Club Health Assessment for District 318 E through April 2025

			Status	Membership							Reports					Finance	LCIF
Club Number	Club Name	Charter Date		Current Member Count	YTD Members Added	YTD Members Dropped	YTD Net Growth	YTD Net Growth%	Member Count 12 Months Ago	Avg. length of service for dropped members	Months Since Last MMR ***	Yrs. Since Last Officer Report	President Rotation	Vice President Reported ****	Months Since Last Activity Report ***	Account Balance	Donations for current Fiscal Year
			Number of times on status quo within last two years	If below 15 members appears				If net loss is greater than 20% appears			If no report in 3 months appears in	When more than one year appears in	Number of repeat terms	Notes the officers that do not have an active	If no report at 12 months appears in red		
117914	VATAKARA CENTRAL Exc Award (06/30/2018)	09/28/2012	Active(1)	24	0	5	-5	-17.24%	29	8	3			P,M,VP,SC	7	90+ Days	
133905	Vatakara Royals Exc Award (06/30/2021)	05/21/2018	Cancelled(8*)	0	0	17	-17	-100.00%	17	6	4	1	None	P,S,T,M,VP SC	8	90+ Days	
104233	VELLARIKUNDU	12/29/2008	Active	27	6	1	5	22.73%	22	14	8			P,M,VP,SC	5		\$1,000.90
149596	Wayanad Hill Valley	01/20/2022	Active(1)	26	0	0	0	0.00%	26		8			P,M,VP,SC	18		

Clubs Cancelled Previous Fiscal Year – Clubs Cancelled within last 12 months may be reinstated

Club Number	Club Name	Charter Date	Current Status*	Cancellation Date
103911	CHALODE	11/18/2008	Cancelled(8*)	12/29/2023
64238	CHOMBALA	04/30/2001	Cancelled(8*)	12/29/2023
88902	MOKKAM TOWN	06/30/2005	Cancelled(8*)	12/29/2023
150008	Nellikatta	05/13/2022	Cancelled(8*)	08/29/2023
111769	PADNEKAD	08/03/2011	Cancelled(8*)	09/29/2023

Current Total Clubs Count	YTD New Clubs Count	YTD Cancelled Clubs Count	YTD Net Club Gain	Current Total Members Count	YTD Add	YTD Drop	YTD Net Growth	YTD Net Growth %	Member Count 12 Months Ago	Average Member Count Per Club	% of Clubs with less than 20 members	% No MMR in 3 Months	% No Officer Report in 12 Months	% of Clubs with balance 90+ days	Number of Clubs in Status Quo	% Status Quo Clubs in Financial Suspension	Number of Cancelled Clubs	Average Cancelled Club Age	Members Lost Due to Cancellation	% of Clubs Cancelled for Non-Financial Reasons
166	6	27	-21	6,241	8571,005	-148	-2.32%		6,465	38	13%	45%	3%	7%	0	0%	27	8	468	-15%

* - P - Priority Club. Cancellation Reasons: 1-Objectives/conduct, 2-Non-active club, 5-Non-existing club, 6-Disbanding, 7-Merger, 8-Financial Suspension, 9-District/Multiple District Dues.

** - Abbreviation: P-President, S-Secretary, T-Treasurer, M-Member Chairperson, VP-First Vice President, MC-Communications Chairperson, SC-Service Chairperson

*** - Abbreviation: N/R - Never reported using the Lions Clubs website, N/A - Not applicable, No password registered for the Lions Clubs website.

**** - Abbreviation: N - New, IP - Immediate Past, R - Repeat.